



LEON COUNTY ELECTION'S OFFICE

Donna Golden, Election Administrator, REO

P.O. Box 1239, 155 N Cass Street, Centerville, Texas 75833 903/536-4469 903/536-1773-FAX

Canvass Totals for Primary Election March 1, 2022

I, Donna Golden, Elections Administrator, do hereby certify these are the true and correct election results from the Primary Election held on March 1, 2022, in Leon County, Texas. (Sec. 87.1231 of the Texas Election Code)

Donna Golden 3/14/22
Donna Golden Date

Received into the Commissioner's Court minutes of Leon County on this 14th day of March, 2022.

Joey Sullivan
Joey Sullivan, Pct #1
Leon County Commissioner

David Ferguson
David Ferguson, Pct #2
Leon County Commissioner

Kyle Workman
Kyle Workman, Pct #3
Leon County Commissioner

David Grimes
David Grimes, Pct #4
Leon County Commissioner

Byron Ryder
Byron Ryder
Leon County Judge

Christie Wakefield
Christie Wakefield
Leon County Clerk



**CANVASS OF PRIMARY ELECTION
DEMOCRATIC PARTY**

I, the County Chair of Leon County, Texas, met on Thursday, March 10th, 2022 at 2:00 PM at the Election Administrator's Office; 155 N. Cass, 2nd Floor; Centerville, TX 75833, with the County Executive Committee sitting as the canvassing board for the Primary Election held on March 1st, 2022 in this county. I certify that the tabulation of returns is true and correct as shown by the precinct returns received from each presiding judge of the election.

Witness my hand this 10th day of March, 2022.


A handwritten signature in black ink, appearing to read "Brad Keuld", written over a horizontal line.

County Chair

**CANVASS OF PRIMARY ELECTION
REPUBLICAN PARTY**

I, the County Chair of Leon County, Texas, met on Thursday, March 10th, 2022 at 2:00 PM at the Election Administrator's Office; 155 N. Cass, 2nd Floor; Centerville, TX 75833, with the County Executive Committee sitting as the canvassing board for the Primary Election held on March 1st, 2022 in this county. I certify that the tabulation of returns is true and correct as shown by the precinct returns received from each presiding judge of the election.

Witness my hand this 10th day of March, 2022.



County Chair

Election Reconciliation - Official Totals

County Leon County, Tx Election Name 2/1/22 Primary
 Registered Voters 11,771 Election Date 2/1/22

1. Voters <small>(from election rosters and lists)</small>		2. Rejected ballots		3. Counted ballots <small>(from tabulation software)</small>	
A. Early voting in person voters	1170			I. Early voting ballots counted	1170
B. Election day in person voters	2464			J. Election day ballots counted	2464
C. Mail ballot voters	204	F. Mail ballots rejected	0	K. Mail ballots counted	204
D. Provisional ballots submitted	0	G. Provisional ballots rejected	0	L. Provisional ballots counted	0
E. Total voters (A+B+C+D)	3838	H. Total ballots rejected (F+G)	0	M. Total ballots counted (I+J+K+L)	3838

4. Comparison of voters and counted ballots	
N. Difference between voters and ballots (E-H-M)	0
	O. Difference as percentage of voters (N+(E-H)*100) <u>0</u> %
P. Explanation for difference, if any	

5. Attestation		
Q. "I certify that the information contained in this document accurately reflects the official reconciliation of votes and voters from the above stated election"		
	<u>Donna Golden</u>	<u>2/1/22</u>
<small>Presiding judge signature</small>	<small>Print name</small>	<small>Date</small>

6. Mail ballots	
R. Mail ballots sent	230
S. Mail ballots not returned by voter	20
T. Mail ballots surrendered	6

7. Provisional ballots	
U. Provisional ballots deemed incomplete	0

LEON COUNTY, TX
2022 PRIMARY ELECTIONS
March 1, 2022

DONNA GOLDEN, ELECTIONS ADMINISTRATOR, REO, CERA															
	1	2	3	4	5	6	7	8	9	10	11	12	13	14	TOTAL
TOTAL REG VOTERS	1783	379	618	957	574	1110	619	1146	450	1120	1055	842	847	271	11,771
TOTAL VOTES CAST	597	133	204	247	206	445	245	307	129	314	321	285	320	85	3,838
TOTAL VOTES CAST BY PARTY															
Republican (R)	553	129	196	229	191	424	240	295	126	297	287	233	311	68	3,579
Democrat (D)	44	4	8	18	15	21	5	12	3	17	34	52	9	17	259
US REPRESENTATIVE, DISTRICT 17															
Rob Rosenberger	34	7	19	11	15	23	18	12	3	17	12	16	12	4	203
Jason "Stormchaser" Nelson	58	10	20	22	26	78	37	20	18	25	16	22	28	9	389
Pete Sessions	357	95	139	165	125	243	158	239	93	225	231	164	239	43	2,516
Paulette Carson	43	7	8	10	4	50	5	14	8	14	11	10	12	7	203
GOVERNOR															
Kandy Kaye Horn	8	3	1	3	2	8	3	1	0	1	2	2	1	0	35
Greg Abbott	364	93	129	155	125	309	157	220	87	210	217	162	224	46	2,498
Danny Harrison	2	1	1	0	1	2	1	0	0	0	1	2	1	0	12
Paul Belew	2	0	0	2	2	4	1	0	2	2	1	0	3	0	19
Allen B. West	74	18	24	32	34	50	31	27	14	39	27	25	35	12	442
Rick Perry	21	3	5	4	4	9	12	9	4	4	10	4	8	1	98
Chad Prather	36	4	15	18	10	9	18	19	6	11	13	19	17	3	198
Don Huffines	33	7	19	14	12	28	14	19	12	26	11	14	20	5	234
LIEUTENANT GOVERNOR															
Trayce Bradford	38	12	13	5	12	18	18	13	6	12	19	16	12	4	198
Aaron Sorrells	21	1	10	14	9	24	11	7	3	9	9	3	11	2	134
Daniel Miller	27	7	5	11	4	12	9	11	5	19	23	9	19	3	164
Dan Patrick	379	88	147	169	140	326	168	238	94	223	197	165	235	50	2,619
Todd M. Bullis	15	4	1	5	2	9	5	5	3	10	3	3	3	3	71
Zach Vance	15	7	7	5	5	7	6	2	5	6	2	5	5	4	81
ATTORNEY GENERAL															
George P. Bush	132	34	43	52	41	115	55	73	29	62	83	67	62	15	863
Eva Guzman	79	27	34	31	28	43	31	23	20	47	34	26	38	12	473
Ken Paxton	251	52	96	106	82	183	113	153	57	142	124	94	154	31	1,638
Louie Gohmert	61	13	19	29	30	67	29	36	17	39	26	29	46	9	450
COMPTROLLER OF PUBLIC ACCOUNTS															
Mark V. Goloby	109	34	39	42	43	91	47	62	25	56	62	50	65	15	740
Glenn Hegar	311	62	130	137	102	241	132	169	66	173	156	117	178	42	2,016
COMMISSIONER OF THE GENERAL LAND OFFICE															
Victor Avila	39	6	15	20	14	17	14	14	9	22	20	5	17	7	219
Weston Martinez	16	6	5	3	4	25	3	13	1	6	8	9	6	5	110
Ben Armenta	5	9	9	5	5	9	4	4	2	4	3	3	6	3	71
Jon Spiers	57	6	9	20	20	60	16	26	14	28	22	22	31	7	338
Rufus Lopez	17	5	5	8	5	8	6	3	1	6	5	5	10	0	84
Don W. Minton	48	13	22	20	12	33	24	34	12	26	22	25	27	4	322
Dawn Buckingham	136	24	75	52	63	116	66	96	34	100	73	53	88	19	995
Tim Westley	71	16	19	29	19	51	34	28	14	37	31	28	40	5	422
COMMISSIONER OF AGRICULTURE															
Carey A. Council	50	14	19	23	21	43	23	28	11	25	20	17	26	10	330
Sid Miller	288	73	121	130	106	191	119	164	65	143	145	115	172	40	1,872
James White	113	23	31	37	34	98	53	52	23	79	53	43	57	11	707
RAILROAD COMMISSIONER															
Dawayne Tipton	48	7	15	27	23	36	16	36	10	37	32	23	33	9	352
Wayne Christian	142	28	65	45	48	123	45	92	30	94	74	68	99	16	969
Tom Slocum, Jr.	120	32	50	69	51	107	72	67	37	41	49	28	38	14	775
Marvin "Sarge" Summers	44	11	14	24	11	34	22	27	11	28	30	16	36	5	313
Sarah Stogner	61	16	20	17	16	38	24	13	9	26	18	19	31	11	319
JUSTICE, SUPREME COURT, PLACE 3															
Debra Lehrmann	357	82	156	157	138	289	155	208	84	207	177	150	195	50	2,405
JUSTICE, SUPREME COURT, PLACE 5															
Rebeca Huddle	357	83	152	156	136	283	152	205	82	198	173	153	194	51	2,375
JUSTICE, SUPREME COURT, PLACE 9															
Evan Young	221	50	84	98	74	165	105	129	52	126	123	82	127	28	1,464
David J. Schenck	142	32	65	65	60	133	59	83	34	80	54	60	76	24	967

**LEON COUNTY, TX
2022 PRIMARY ELECTIONS
March 1, 2022**

JUDGE, COURT OF CRIMINAL APPEALS, PLACE 2																
Mary Lou Keel	349	78	155	157	128	282	155	201	82	198	172	145	193	51	2,346	
JUDGE, COURT OF CRIMINAL APPEALS, PLACE 5																
Clint Morgan	168	25	62	71	70	116	55	75	30	85	78	56	90	20	1,001	
Scott Walker	204	58	93	86	69	199	108	134	56	127	98	80	127	34	1,473	
JUDGE, COURT OF CRIMINAL APPEALS, PLACE 6																
Jesse F. McClure, III	342	75	149	151	127	286	151	191	81	194	159	146	187	53	2,292	
MEMBER, STATE BOARD OF EDUCATION, DISTRICT 10																
Tom Maynard	346	80	153	149	128	284	153	198	83	197	165	140	189	53	2,318	
STATE SENATOR, DISTRICT 5																
Charles Schwertner	360	79	152	155	132	293	156	200	86	200	177	142	195	53	2,380	
STATE REPRESENTATIVE, DISTRICT 13																
Dennis D. Wilson	225	53	80	88	74	184	122	153	50	137	135	79	130	25	1,535	
Angelia Orr	227	51	90	94	84	157	72	101	45	114	91	103	117	31	1,377	
JUSTICE, 10TH COURT OF APPEALS DISTRICT, PLACE 3																
Steve Smith	350	80	152	158	129	287	151	193	83	191	167	143	189	52	2,325	
DISTRICT JUDGE, 87TH JUDICIAL DISTRICT																
Amy Thomas Ward	167	39	68	56	56	119	114	114	47	90	108	53	91	22	1,144	
Dan Scarbrough	114	28	39	56	40	68	45	49	23	68	57	69	74	11	741	
Stanley Sokolowski	90	20	44	21	28	98	23	46	19	52	52	34	60	13	600	
Brian Walsh	54	14	13	31	17	36	13	25	10	25	23	22	20	6	309	
DISTRICT JUDGE, 278TH JUDICIAL DISTRICT																
Hal R. Ridley	360	78	155	156	132	270	152	193	86	201	183	144	196	49	2,355	
DISTRICT JUDGE, 369TH JUDICIAL DISTRICT																
Michael Davis	369	79	155	153	133	276	156	197	85	206	181	154	200	49	2,393	
COUNTY JUDGE																
Byron Ryder	412	101	165	181	149	307	167	224	93	244	222	170	234	51	2,720	
DISTRICT CLERK																
Cassandra Noey	405	92	161	162	144	292	190	237	96	223	197	150	224	52	2,625	
COUNTY CLERK																
Christie Wakefield	436	101	168	162	146	295	177	230	96	229	217	158	231	53	2,699	
COUNTY TREASURER																
Brandi S. Hill	402	91	158	152	134	266	152	215	91	219	191	149	211	50	2,481	
COUNTY COMMISSIONER, PRECINCT 2																
David W. Ferguson											150	86	145		381	
Newman Paul Bing											133	134	155		422	
COUNTY COMMISSIONER, PRECINCT 4																
Laramie Willis				12	16	8	65								101	
(TJ) Thomas Jefferson Foley				63	68	44	110								285	
Dennis Noey, Sr.				85	31	22	35								173	
Ronald Ryder				23	16	223	7								269	
Roy Borgman				35	41	103	15								194	
JUSTICE OF THE PEACE, PRECINCT 1																
Jeff Carr								218	94	238	233	162	228		1,173	
JUSTICE OF THE PEACE, PRECINCT 2																
Randee Doak	175	45	41											12	273	
Victoria N. Downie	73	11	35											11	130	
Tommy Page	174	49	80											30	333	
Jimmy Carrigan	106	21	25											11	163	
JUSTICE OF THE PEACE, PRECINCT 4																
Lee Weiler				165	137	238	189								789	
COUNTY CHAIR																
Ken Kunz	364	81	157	162	134	290	164	195	88	208	187	146	189	50	2,415	

**LEON COUNTY, TX
2022 PRIMARY ELECTIONS
March 1, 2022**

DEMOCRATIC															
US REPRESENTATIVE, DISTRICT 17															
Mary Jo Woods	35	2	6	12	13	17	4	11	3	14	26	26	7	8	184
GOVERNOR															
Michael Cooper	4	0	0	0	1	3	2	0	0	0	3	5	1	6	25
Beto O'Rourke	35	4	8	17	14	17	3	9	3	15	30	32	8	11	206
Rich Wakeland	0	0	0	1	0	0	0	1	0	2	1	4	0	0	9
Joy Diaz	2	0	0	0	0	1	0	1	0	0	0	4	0	0	8
Inocencio (Inno) Barrientez	1	0	0	0	0	0	0	1	0	0	0	1	0	0	3
LIEUTENANT GOVERNOR															
Carla Brailey	6	1	1	11	4	8	1	2	2	6	12	10	0	7	71
Mike Collier	22	1	2	4	5	9	3	5	1	6	9	17	5	7	96
Michelle Beckley	13	1	3	3	6	3	1	3	0	1	10	13	3	2	62
ATTORNEY GENERAL															
Joe Jaworski	16	2	0	11	1	6	1	4	0	4	3	3	2	4	57
Mike Fields	11	0	5	1	2	5	3	1	2	3	8	12	1	2	56
Lee Merritt	7	1	1	2	3	0	0	1	1	2	10	8	0	5	41
S. "Tbone" Raynor	1	0	0	0	0	3	0	1	0	1	2	3	1	0	12
Rochelle Mercedes Garza	8	0	1	4	8	3	1	4	0	4	10	13	3	2	61
COMPTROLLER OF PUBLIC ACCOUNTS															
Janet T. Dudding	24	0	3	9	7	8	5	6	2	6	17	14	5	7	113
Angel Luis Vega	12	2	0	7	3	4	0	2	0	3	9	11	2	4	59
Tim Mahoney	6	0	3	1	4	4	0	3	1	3	5	11	1	5	47
COMMISSIONER OF THE GENERAL LAND OFFICE															
Michael Lange	13	0	1	4	4	11	2	4	2	6	12	13	5	6	83
Jay Kleburg	15	1	3	8	4	1	1	2	1	2	5	6	0	3	52
Jinny Suh	5	0	0	2	2	3	2	1	0	1	4	11	0	1	32
Sandragrace Martinez	9	0	2	4	4	3	0	4	0	4	9	10	3	3	55
COMMISSIONER OF AGRICULTURE															
Ed Ireson	9	2	4	7	3	3	0	3	1	2	5	7	3	2	51
Susan Hays	30	1	3	11	11	15	5	9	2	11	24	33	5	12	172
RAILROAD COMMISSIONER															
Luke Warford	36	3	7	14	13	13	5	11	3	13	27	28	8	12	193
JUSTICE, SUPREME COURT, PLACE 3															
Erin A. Nowell	34	3	7	13	13	15	5	11	3	13	26	28	8	11	190
JUSTICE, SUPREME COURT, PLACE 5															
Amanda Reichel	36	3	8	16	13	15	5	11	3	12	26	29	8	9	194
JUSTICE, SUPREME COURT, PLACE 9															
Julia Maldonado	36	3	7	13	13	13	5	11	3	12	26	30	8	9	189
JUDGE, COURT OF CRIMINAL APPEALS, PLACE 5															
Dana Huffman	36	3	8	13	13	15	5	11	3	12	26	32	8	10	195
JUDGE, COURT OF CRIMINAL APPEALS, PLACE 6															
Robert Johnson	35	3	7	15	13	15	5	12	3	12	26	31	8	13	198
STATE REPRESENTATIVE, DISTRICT 13															
Cuevas Sean Peacock	7	2	1	6	6	5	1	2	0	4	5	3	2	3	47
Cedric Davis, Sr.	31	1	6	12	9	13	4	10	3	9	26	36	5	10	175
COUNTY CHAIR															
Bart Ewald	38	4	7	17	14	16	5	12	3	13	26	32	7	12	206

**LEON COUNTY, TX
2021 PRIMARY ELECTIONS
March 1, 2022**

REPUBLICAN															
PROPOSITION 1															
Yes	500	118	186	217	176	393	216	284	120	281	262	207	293	64	3,317
No	24	7	8	8	5	25	11	7	2	11	12	11	7	3	141
PROPOSITION 2															
Yes	409	91	142	167	148	294	183	229	101	229	228	169	252	48	2,690
No	102	26	46	51	30	105	37	52	18	52	36	44	46	17	662
PROPOSITION 3															
Yes	484	115	181	203	174	370	214	264	116	272	248	206	280	58	3,185
No	50	14	12	22	10	42	18	24	7	20	28	17	26	6	296
PROPOSITION 4															
Yes	495	115	185	207	172	384	213	274	117	274	251	204	288	59	3,238
No	34	11	10	18	11	23	10	11	4	17	18	17	13	7	204
PROPOSITION 5															
Yes	455	111	173	197	165	354	204	267	107	257	236	193	272	60	3,051
No	59	13	21	24	16	49	18	20	11	35	26	25	26	5	348
PROPOSITION 6															
Yes	443	105	162	189	159	356	186	242	100	239	225	182	268	53	2,909
No	64	16	23	30	22	46	28	38	18	39	31	26	26	11	418
PROPOSITION 7															
Yes	511	120	192	219	180	401	218	287	123	286	268	215	301	63	3,384
No	13	6	2	6	2	12	8	2	0	5	7	7	4	3	77
PROPOSITION 8															
Yes	497	114	188	214	177	378	211	280	115	266	265	204	287	63	3,259
No	30	12	6	11	6	31	13	5	4	19	6	13	16	3	175
PROPOSITION 9															
Yes	468	110	175	196	165	360	202	255	105	264	244	197	285	55	3,081
No	63	17	18	28	19	54	25	33	15	29	30	22	17	11	381
PROPOSITION 10															
Yes	495	113	186	212	178	394	216	281	119	282	267	202	292	60	3,297
No	25	11	7	12	7	20	9	7	2	8	7	17	8	5	145

Election Results as Canvassed by Democratic and Republican Party Chairs, County Clerk and Election Administrator on March 10, 2022.

Election Results as Canvassed by Leon County Commissioners Court on March 14, 2022.

LEON COUNTY, TX 03/01/22 PRIMARY ELECTION

EARLY VOTING:

	PROVISIONAL	REPUBLICAN	DEMOCRATIC	TOTALS
PCT'S #1-14		1095	72	1167
LIMITED BALLOTS		3	0	3
		1098	72	1170
BALLOTS BY MAIL		149	52	201
FPCA BALLOTS BY MAIL		3	0	3
		152	52	204

ELECTION DAY:

PCT #1		219	8	227
PCT #2		85	3	88
PCT #3		111	5	116
PCT #4		197	9	206
PCT #5		116	10	126
PCT #6		342	10	352
PCT #7		176	2	178
PCT #8		228	7	235
PCT #9		72	1	73
PCT #10		192	8	200
PCT #11		206	23	229
PCT #12		186	38	224
PCT #13		177	4	181
PCT #14		22	7	29
TOTAL ELECTION DAY:		2329	135	2464
TOTAL BBM, EARLY VOTING & ELECTION DAY:		3579	259	3838

	TOTAL VOTES	%	By Mail	Early Voting	Limited	Election Day	Provisional
PRECINCTS COUNTED (OF 14)	14	100.00					
REGISTERED VOTERS - TOTAL	11,771						
BALLOTS CAST - TOTAL	3,838		204	1,167	3	2,464	0
BALLOTS CAST - REPUBLICAN PARTY	3,579	93.25	152	1,095	3	2,329	0
BALLOTS CAST - DEMOCRATIC PARTY	259	6.75	52	72	0	135	0
VOTER TURNOUT - TOTAL		32.61					

	TOTAL VOTES	%	By Mail	Early Voting	Limited	Election Day	Provisional
US Representative, District 17							
VOTE FOR 1							
Rob Rosenberger	203	6.13	4	60	0	139	0
Jason "Stormchaser" Nelson.	389	11.75	4	131	0	254	0
Pete Sessions	2,516	75.99	130	749	0	1,637	0
Paulette Carson	203	6.13	8	82	0	113	0
Over Votes	0		0	0	0	0	0
Under Votes	266		6	73	1	186	0
Governor							
VOTE FOR 1							
Kandy Kaye Horn	35	.99	0	12	0	23	0
Greg Abbott.	2,498	70.64	131	761	2	1,604	0
Danny Harrison.	12	.34	0	5	0	7	0
Paul Belew	19	.54	0	6	0	13	0
Allen B. West	442	12.50	11	138	1	292	0
Rick Perry	98	2.77	4	35	0	59	0
Chad Prather	198	5.60	1	50	0	147	0
Don Huffines	234	6.62	4	79	0	151	0
Over Votes	0		0	0	0	0	0
Under Votes	43		1	9	0	33	0
Lieutenant Governor							
VOTE FOR 1							
Trayce Bradford	198	6.06	9	52	0	137	0
Aaron Sorrells.	134	4.10	2	41	0	91	0
Daniel Miller	164	5.02	2	51	0	111	0
Dan Patrick.	2,619	80.17	130	832	3	1,654	0
Todd M. Bullis.	71	2.17	3	13	0	55	0
Zach Vance	81	2.48	1	27	0	53	0
Over Votes	0		0	0	0	0	0
Under Votes	312		5	79	0	228	0
Attorney General							
VOTE FOR 1							
George P. Bush.	863	25.20	25	236	0	602	0
Eva Guzman	473	13.81	21	203	1	248	0
Ken Paxton	1,638	47.84	88	488	1	1,061	0
Louie Gohmert	450	13.14	15	136	1	298	0
Over Votes	0		0	0	0	0	0
Under Votes	155		3	32	0	120	0
Comptroller of Public Accounts							
VOTE FOR 1							
Mark V. Goloby.	740	26.85	13	205	0	522	0
Glenn Hegar.	2,016	73.15	103	677	3	1,233	0
Over Votes	0		0	0	0	0	0
Under Votes	823		36	213	0	574	0

	TOTAL VOTES	%	By Mail	Early Voting	Limited	Election Day	Provisional
Commissioner of the General Land Office							
VOTE FOR 1							
Victor Avila	219	8.55	12	70	0	137	0
Weston Martinez	110	4.30	9	33	0	68	0
Ben Armenta.	71	2.77	0	20	0	51	0
Jon Spiers	338	13.20	14	109	0	215	0
Rufus Lopez.	84	3.28	0	24	0	60	0
Don W. Minton	322	12.57	15	107	0	200	0
Dawn Buckingham	995	38.85	48	349	2	596	0
Tim Westley.	422	16.48	11	122	0	289	0
Over Votes	0		0	0	0	0	0
Under Votes	1,018		43	261	1	713	0
Commissioner of Agriculture							
VOTE FOR 1							
Carey A. Council	330	11.34	9	108	0	213	0
Sid Miller	1,872	64.35	81	595	3	1,193	0
James White.	707	24.30	31	227	0	449	0
Over Votes	0		0	0	0	0	0
Under Votes	670		31	165	0	474	0
Railroad Commissioner							
VOTE FOR 1							
Dawayne Tipton.	352	12.90	13	94	0	245	0
Wayne Christian	969	35.52	61	299	2	607	0
Tom Slocum, Jr.	775	28.41	29	260	0	486	0
Marvin "Sarge" Summers	313	11.47	10	102	0	201	0
Sarah Stogner	319	11.69	10	123	0	186	0
Over Votes	0		0	0	0	0	0
Under Votes	851		29	217	1	604	0
Justice, Supreme Court, Place 3							
VOTE FOR 1							
Debra Lehrmann.	2,405	100.00	101	792	2	1,510	0
Over Votes	0		0	0	0	0	0
Under Votes	1,174		51	303	1	819	0
Justice, Supreme Court, Place 5							
VOTE FOR 1							
Rebeca Huddle	2,375	100.00	100	780	1	1,494	0
Over Votes	0		0	0	0	0	0
Under Votes	1,204		52	315	2	835	0
Justice, Supreme Court, Place 9							
VOTE FOR 1							
Evan Young	1,464	60.22	70	471	0	923	0
David J. Schenck	967	39.78	33	333	1	600	0
Over Votes	0		0	0	0	0	0
Under Votes	1,148		49	291	2	806	0

	TOTAL VOTES	%	By Mail	Early Voting	Limited	Election Day	Provisional
Judge, Ct of Criminal App, P2							
VOTE FOR 1							
Mary Lou Kee1	2,346	100.00	96	775	1	1,474	0
Over Votes	0		0	0	0	0	0
Under Votes	1,233		56	320	2	855	0
Judge, Ct of Criminal App, P5							
VOTE FOR 1							
Clint Morgan	1,001	40.46	37	332	0	632	0
Scott Walker	1,473	59.54	66	485	3	919	0
Over Votes	0		0	0	0	0	0
Under Votes	1,105		49	278	0	778	0
Judge, Ct of Criminal App, P6							
VOTE FOR 1							
Jesse F. McClure, III	2,292	100.00	96	759	1	1,436	0
Over Votes	0		0	0	0	0	0
Under Votes	1,287		56	336	2	893	0
Member, State BoE, District 10							
VOTE FOR 1							
Tom Maynard.	2,318	100.00	101	765	0	1,452	0
Over Votes	0		0	0	0	0	0
Under Votes	1,260		51	330	2	877	0
State Senator, District 5							
VOTE FOR 1							
Charles Schwertner	2,380	100.00	104	789	0	1,487	0
Over Votes	0		0	0	0	0	0
Under Votes	1,196		48	306	0	842	0
State Representative, District 13							
VOTE FOR 1							
Dennis D. Wilson	1,535	52.71	58	462	0	1,015	0
Angelia Orr.	1,377	47.29	76	479	0	822	0
Over Votes	0		0	0	0	0	0
Under Votes	664		18	154	0	492	0
Justice, 10th Ct of Appeals Dist, P1 3							
VOTE FOR 1							
Steve Smith.	2,325	100.00	99	764	0	1,462	0
Over Votes	0		0	0	0	0	0
Under Votes	1,253		53	331	2	867	0

	TOTAL VOTES	%	By Mail	Early Voting	Limited	Election Day	Provisional
District Judge, 87th Judicial District							
VOTE FOR 1							
Amy Thomas Ward	1,144	40.94	50	361	0	733	0
Dan Scarbrough.	741	26.52	38	244	0	459	0
Stanley Sokolowski	600	21.47	20	197	0	383	0
Brian Walsh.	309	11.06	15	103	0	191	0
Over Votes	0		0	0	0	0	0
Under Votes	782		29	190	0	563	0
District Judge, 278th Judicial District							
VOTE FOR 1							
Hal R. Ridley	2,355	100.00	101	784	0	1,470	0
Over Votes	0		0	0	0	0	0
Under Votes	1,221		51	311	0	859	0
District Judge, 369th Judicial District							
VOTE FOR 1							
Michael Davis	2,393	100.00	100	799	0	1,494	0
Over Votes	0		0	0	0	0	0
Under Votes	1,183		52	296	0	835	0
County Judge							
VOTE FOR 1							
Byron Ryder.	2,720	100.00	122	869	0	1,729	0
Over Votes	0		0	0	0	0	0
Under Votes	856		30	226	0	600	0
District Clerk							
VOTE FOR 1							
Cassandra Noey.	2,625	100.00	116	849	0	1,660	0
Over Votes	0		0	0	0	0	0
Under Votes	951		36	246	0	669	0
County Clerk							
VOTE FOR 1							
Christie Wakefield	2,699	100.00	114	883	0	1,702	0
Over Votes	0		0	0	0	0	0
Under Votes	877		38	212	0	627	0
County Treasurer							
VOTE FOR 1							
Brandi S. Hill.	2,481	100.00	113	832	0	1,536	0
Over Votes	0		0	0	0	0	0
Under Votes	1,095		39	263	0	793	0
County Commissioner, Precinct 2							
VOTE FOR 1							
David W. Ferguson.	381	47.45	12	97	0	272	0
Newman Paul Bing	422	52.55	20	123	0	279	0
Over Votes	0		0	0	0	0	0
Under Votes	28		2	8	0	18	0

	TOTAL VOTES	%	By Mail	Early Voting	Limited	Election Day	Provisional
County Commissioner, Precinct 4							
VOTE FOR 1							
Laramie Willis.	101	9.88	1	26	0	74	0
(TJ) Thomas Jefferson Foley	285	27.89	9	53	0	223	0
Dennis Noey, Sr.	173	16.93	10	36	0	127	0
Ronald Ryder	269	26.32	13	54	0	202	0
Roy Borgman.	194	18.98	10	23	0	161	0
Over Votes	0		0	0	0	0	0
Under Votes	60		1	15	0	44	0
Justice of the Peace, Precinct 1							
VOTE FOR 1							
Jeff Carr	1,173	100.00	43	355	0	775	0
Over Votes	0		0	0	0	0	0
Under Votes	375		15	74	0	286	0
Justice of the Peace, Precinct 2							
VOTE FOR 1							
Randee Doak.	273	30.37	10	138	0	125	0
Victoria N. Downie	130	14.46	2	71	0	57	0
Tommy Page	333	37.04	17	152	0	164	0
Jimmy Carrigan.	163	18.13	10	79	0	74	0
Over Votes	0		0	0	0	0	0
Under Votes	47		11	19	0	17	0
Justice of the Peace, Precinct 4							
VOTE FOR 1							
Lee Weiler	789	100.00	33	150	0	606	0
Over Votes	0		0	0	0	0	0
Under Votes	293		11	57	0	225	0
County Chair							
VOTE FOR 1							
Ken Kunz.	2,415	100.00	105	798	0	1,512	0
Over Votes	0		0	0	0	0	0
Under Votes	1,161		47	297	0	817	0

	TOTAL VOTES	%	By Mail	Early Voting	Limited	Election Day	Provisional
US Representative, District 17							
VOTE FOR 1							
Mary Jo Woods	184	100.00	38	60	0	86	0
Over Votes	0		0	0	0	0	0
Under Votes	75		14	12	0	49	0
Governor							
VOTE FOR 1							
Michael Cooper.	25	9.96	5	4	0	16	0
Beto O'Rourke	206	82.07	43	61	0	102	0
Rich Wakeland	9	3.59	1	3	0	5	0
Joy Diaz.	8	3.19	3	1	0	4	0
Inocencio (Inno) Barrientez	3	1.20	0	1	0	2	0
Over Votes	0		0	0	0	0	0
Under Votes	8		0	2	0	6	0
Lieutenant Governor							
VOTE FOR 1							
Carla Brailey	71	31.00	16	24	0	31	0
Mike Collier	96	41.92	18	28	0	50	0
Michelle Beckley	62	27.07	15	15	0	32	0
Over Votes	0		0	0	0	0	0
Under Votes	30		3	5	0	22	0
Attorney General							
VOTE FOR 1							
Joe Jaworski	57	25.11	12	25	0	20	0
Mike Fields.	56	24.67	12	12	0	32	0
Lee Merritt.	41	18.06	8	9	0	24	0
S. "TBone" Raynor.	12	5.29	1	4	0	7	0
Rochelle Mercedes Garza.	61	26.87	14	18	0	29	0
Over Votes	0		0	0	0	0	0
Under Votes	32		5	4	0	23	0
Comptroller of Public Accounts							
VOTE FOR 1							
Janet T. Dudding	113	51.60	32	32	0	49	0
Angel Luis Vega	59	26.94	7	22	0	30	0
Tim Mahoney.	47	21.46	10	13	0	24	0
Over Votes	0		0	0	0	0	0
Under Votes	40		3	5	0	32	0
Commissioner of the General Land Office							
VOTE FOR 1							
Michael Lange	83	37.39	10	23	0	50	0
Jay Kleberg.	52	23.42	12	18	0	22	0
Jinny Suh	32	14.41	13	8	0	11	0
Sandragrace Martinez.	55	24.77	10	19	0	26	0
Over Votes	0		0	0	0	0	0
Under Votes	37		7	4	0	26	0

	TOTAL VOTES	%	By Mail	Early Voting	Limited	Election Day	Provisional
Commissioner of Agriculture							
VOTE FOR 1							
Ed Ireson	51	22.87	14	12	0	25	0
Susan Hays	172	77.13	33	55	0	84	0
Over Votes	0		0	0	0	0	0
Under Votes	36		5	5	0	26	0
Railroad Commissioner							
VOTE FOR 1							
Luke Warford	193	100.00	43	63	0	87	0
Over Votes	0		0	0	0	0	0
Under Votes	66		9	9	0	48	0
Justice, Supreme Court, Place 3							
VOTE FOR 1							
Erin A. Nowell.	190	100.00	41	62	0	87	0
Over Votes	0		0	0	0	0	0
Under Votes	69		11	10	0	48	0
Justice, Supreme Court, Place 5							
VOTE FOR 1							
Amanda Reichel.	194	100.00	42	62	0	90	0
Over Votes	0		0	0	0	0	0
Under Votes	65		10	10	0	45	0
Justice, Supreme Court, Place 9							
VOTE FOR 1							
Julia Maldonado	189	100.00	44	63	0	82	0
Over Votes	0		0	0	0	0	0
Under Votes	70		8	9	0	53	0
Judge, Ct of Criminal App, P5							
VOTE FOR 1							
Dana Huffman	195	100.00	44	63	0	88	0
Over Votes	0		0	0	0	0	0
Under Votes	64		8	9	0	47	0
Judge, Ct of Criminal App, P6							
VOTE FOR 1							
Robert Johnson.	198	100.00	43	63	0	92	0
Over Votes	0		0	0	0	0	0
Under Votes	61		9	9	0	43	0
State Representative, District 13							
VOTE FOR 1							
Cuevas Sean Peacock	47	21.17	6	17	0	24	0
Cedric Davis, Sr..	175	78.83	37	51	0	87	0
Over Votes	0		0	0	0	0	0
Under Votes	37		9	4	0	24	0

	TOTAL VOTES	%	By Mail	Early Voting	Limited	Election Day	Provisional
County Chair							
VOTE FOR 1							
Bart Ewald	206	100.00	39	66	0	101	0
Over Votes	0		0	0	0	0	0
Under Votes	53		13	6	0	34	0

	TOTAL VOTES	%	By Mail	Early Voting	Limited	Election Day	Provisional
Proposition 1							
VOTE FOR 1							
YES	3,317	95.92	147	1,019	3	2,148	0
NO.	141	4.08	2	45	0	94	0
Over Votes	0		0	0	0	0	0
Under Votes	121		3	31	0	87	0
Proposition 2							
VOTE FOR 1							
YES	2,690	80.25	87	827	2	1,774	0
NO.	662	19.75	51	217	0	394	0
Over Votes	0		0	0	0	0	0
Under Votes	227		14	51	1	161	0
Proposition 3							
VOTE FOR 1							
YES	3,185	91.50	125	985	2	2,073	0
NO.	296	8.50	24	87	1	184	0
Over Votes	0		0	0	0	0	0
Under Votes	98		3	23	0	72	0
Proposition 4							
VOTE FOR 1							
YES	3,238	94.07	146	1,008	3	2,081	0
NO.	204	5.93	3	57	0	144	0
Over Votes	0		0	0	0	0	0
Under Votes	137		3	30	0	104	0
Proposition 5							
VOTE FOR 1							
YES	3,051	89.76	120	945	3	1,983	0
NO.	348	10.24	19	108	0	221	0
Over Votes	0		0	0	0	0	0
Under Votes	180		13	42	0	125	0
Proposition 6							
VOTE FOR 1							
YES	2,909	87.44	117	910	3	1,879	0
NO.	418	12.56	26	129	0	263	0
Over Votes	0		0	0	0	0	0
Under Votes	252		9	56	0	187	0
Proposition 7							
VOTE FOR 1							
YES	3,384	97.78	147	1,042	3	2,192	0
NO.	77	2.22	1	24	0	52	0
Over Votes	0		0	0	0	0	0
Under Votes	118		4	29	0	85	0

	TOTAL VOTES	%	By Mail	Early Voting	Limited	Election Day	Provisional
Proposition 8							
VOTE FOR 1							
YES	3,259	94.90	147	1,006	3	2,103	0
NO.	175	5.10	1	52	0	122	0
Over Votes	0		0	0	0	0	0
Under Votes	145		4	37	0	104	0
Proposition 9							
VOTE FOR 1							
YES	3,081	88.99	128	949	2	2,002	0
NO.	381	11.01	19	121	1	240	0
Over Votes	0		0	0	0	0	0
Under Votes	117		5	25	0	87	0
Proposition 10							
VOTE FOR 1							
YES	3,297	95.79	133	1,020	3	2,141	0
NO.	145	4.21	10	43	0	92	0
Over Votes	0		0	0	0	0	0
Under Votes	137		9	32	0	96	0

03/09/2022

Office of the Secretary of State
State of Texas
Voting History - Summary

Generated By:145DGOLDEN
LEON

Election: 2022 MARCH 1ST REPUBLICAN PRIMARY
County:LEON

Precinct	Total Voters	Total Suspense	Total Non-Suspense
1	30	0	30
2	6	0	6
3	7	0	7
4	8	0	8
5	11	0	11
6	21	0	21
7	8	0	8
8	8	0	8
9	7	0	7
10	10	0	10
11	8	0	8
12	14	0	14
13	13	0	13
14	7	0	7
TOTALS	158	0	158

The total number of Early Votes is 152, Election Day Votes is 0 ,
Provisional Ballot is 0 and Rejected Ballots is 0.

03/09/2022

Office of the Secretary of State
State of Texas
Voting History - Summary

Generated By:145DGOLDEN
LEON

Election: 2022 MARCH 1ST DEMOCRATIC PRIMARY

County:LEON

Precinct	Total Voters	Total Suspense	Total Non-Suspense
1	12	0	12
3	2	0	2
4	2	0	2
5	1	0	1
6	9	0	9
7	3	0	3
8	3	0	3
10	1	0	1
11	5	0	5
12	9	0	9
13	1	0	1
14	8	0	8
TOTALS	56	0	56

The total number of Early Votes is 52, Election Day Votes is 0 ,
Provisional Ballot is 0 and Rejected Ballots is 0.

03/09/2022

Office of the Secretary of State
State of Texas
Voting History - Summary

Generated By:145DGOLDEN

LEON

Election: 2022 MARCH 1ST REPUBLICAN PRIMARY

County:LEON

Precinct	Total Voters	Total Suspense	Total Non-Suspense
1	304	0	304
2	38	0	38
3	78	0	78
4	24	0	24
5	65	0	65
6	64	0	64
7	56	0	56
8	59	0	59
9	48	0	48
10	95	1	94
11	74	0	74
12	33	0	33
13	121	0	121
14	39	0	39
TOTALS	1098	1	1097

The total number of Early Votes is 1098, Election Day Votes is 0 ,
Provisional Ballot is 0 and Rejected Ballots is 0.

03/09/2022

Office of the Secretary of State
State of Texas
Voting History - Summary

Generated By:145DGOLDEN
LEON

Election: 2022 MARCH 1ST DEMOCRATIC PRIMARY

County:LEON

Precinct	Total Voters	Total Suspense	Total Non-Suspense
1	25	0	25
2	1	0	1
3	1	0	1
4	7	0	7
5	4	0	4
6	5	0	5
8	2	0	2
9	2	0	2
10	8	0	8
11	6	0	6
12	5	0	5
13	4	0	4
14	2	0	2
TOTALS	72	0	72

The total number of Early Votes is 72, Election Day Votes is 0 ,
Provisional Ballot is 0 and Rejected Ballots is 0.

03/09/2022

Office of the Secretary of State
State of Texas
Voting History - Summary

Generated By:145DGOLDEN
LEON

Election: 2022 MARCH 1ST REPUBLICAN PRIMARY
County:LEON

Precinct	Total Voters	Total Suspense	Total Non-Suspense
1	219	0	219
2	85	0	85
3	111	0	111
4	197	0	197
5	116	0	116
6	342	0	342
7	176	1	175
8	228	0	228
9	72	0	72
10	192	0	192
11	206	2	204
12	186	0	186
13	177	0	177
14	22	0	22
TOTALS	2329	3	2326

The total number of Early Votes is 0, Election Day Votes is 2329 ,
Provisional Ballot is 0 and Rejected Ballots is 0.

03/09/2022

Office of the Secretary of State
State of Texas
Voting History - Summary

Generated By:145DGOLDEN

LEON

Election: 2022 MARCH 1ST DEMOCRATIC PRIMARY

County:LEON

Precinct	Total Voters	Total Suspense	Total Non-Suspense
1	8	0	8
2	3	0	3
3	5	0	5
4	9	0	9
5	10	0	10
6	10	0	10
7	2	0	2
8	7	0	7
9	1	0	1
10	8	0	8
11	23	0	23
12	38	0	38
13	4	0	4
14	7	0	7
TOTALS	135	0	135


The total number of Early Votes is 0, Election Day Votes is 135 ,
Provisional Ballot is 0 and Rejected Ballots is 0.

RUN DATE:03/09/22 12:48 PM

```

      B C R   B C D
      A A E   A A E
      L S P   L S M
      L T U   L T O
      O B O   C
      T L T   R
      S I S   A
      C T
      A I
      N C V T T
      O U O
      P T R T
      A E N A
      R R R O L
      T U
      D S Y Y T
    
```

0001 Precinct 1	1783	597	553	44	33.48
0003 Precinct 2	379	133	129	4	35.09
0004 Precinct 3	618	204	196	8	33.01
0005 Precinct 4	957	247	229	18	25.81
0006 Precinct 5	574	206	191	15	35.89
0008 Precinct 6	1110	445	424	21	40.09
0009 Precinct 7	619	245	240	5	39.58
0010 Precinct 8	1146	307	295	12	26.79
0011 Precinct 9	450	129	126	3	28.67
0012 Precinct 10	1120	314	297	17	28.04
0013 Precinct 11	1055	321	287	34	30.43
0014 Precinct 12	842	285	233	52	33.85
0015 Precinct 13	847	320	311	9	37.78
0016 Precinct 14	271	85	68	17	31.37
CANDIDATE TOTALS	11771	3838	3579	259	32.61



RUN DATE:03/09/22 12:48 PM

US Representative, District 17

VOTE FOR 1

J * N
 a S e
 R R s t l
 o o o o s
 b s n r o
 e m n P S P C
 n c e e a a
 b h t s u r
 e a e s l s
 r s i e o
 g e o t n
 e r n t
 r " s e

0001 Precinct 1	34	58	357	43
0003 Precinct 2	7	10	95	7
0004 Precinct 3	19	20	139	8
0005 Precinct 4	11	22	165	10
0006 Precinct 5	15	26	125	4
0008 Precinct 6	23	78	243	50
0009 Precinct 7	18	37	158	5
0010 Precinct 8	12	20	239	14
0011 Precinct 9	3	18	93	8
0012 Precinct 10	17	25	225	14
0013 Precinct 11	12	16	231	11
0014 Precinct 12	16	22	164	10
0015 Precinct 13	12	28	239	12
0016 Precinct 14	4	9	43	7
CANDIDATE TOTALS	203	389	2516	203
CANDIDATE PERCENT	6.13	11.74	75.98	6.13

Governor

VOTE FOR 1

D H
 a a
 G A n r
 C P D H
 h r o u
 n f
 K K H r b n r P B A B W R P a a f
 a a o e b y i a e l . e i e d t i
 n y r g o s u l l s c r h n
 d e n t o l e e t k r e e
 y t n w n y r s

0001 Precinct 1	8	364	2	2	74	21	36	33
0003 Precinct 2	3	93	1	0	18	3	4	7
0004 Precinct 3	1	129	1	0	24	5	15	19
0005 Precinct 4	3	155	0	2	32	4	18	14
0006 Precinct 5	2	125	1	2	34	4	10	12
0008 Precinct 6	8	309	2	4	50	9	9	28
0009 Precinct 7	3	157	1	1	31	12	18	14
0010 Precinct 8	1	220	0	0	27	9	19	19
0011 Precinct 9	0	87	0	2	14	4	6	12
0012 Precinct 10	1	210	0	2	39	4	11	26
0013 Precinct 11	2	217	1	1	27	10	13	11
0014 Precinct 12	2	162	2	0	25	4	19	14
0015 Precinct 13	1	224	1	3	35	8	17	20

RUN DATE:03/09/22 12:48 PM

Governor

VOTE FOR 1

	KKH	GA	DH	PB	ABW	RP	CP	DH
	aa	rb	aa	ae	l.e	ie	hr	ou
	ny	go	nr	ul	l.s	cr	aa	nf
	den	t	o	le	e	t	kr	h
	y	t	n	w	n	y	r	s
0016 Precinct 14	0	46	0	0	12	1	3	5
CANDIDATE TOTALS	35	2498	12	19	442	98	198	234
CANDIDATE PERCENT	.98	70.64	.33	.53	12.50	2.77	5.59	6.61

Lieutenant Governor

VOTE FOR 1

	TB	AS	DP	TMB	ZV
	rr	ao	aa	aa	aa
	yd	or	aa	aa	aa
	cf	ne	aa	aa	aa
	eo	l	l	i	d
	r	l	ee	c	i
	d	s	lr	k	s
					h
					e
0001 Precinct 1	38	21	27	379	15
0003 Precinct 2	12	1	7	88	4
0004 Precinct 3	13	10	5	147	1
0005 Precinct 4	5	14	11	169	5
0006 Precinct 5	12	9	4	140	2
0008 Precinct 6	18	24	12	326	9
0009 Precinct 7	18	11	9	168	5
0010 Precinct 8	13	7	11	238	5
0011 Precinct 9	6	3	5	94	3
0012 Precinct 10	12	9	19	223	10
0013 Precinct 11	19	9	23	197	3
0014 Precinct 12	16	3	9	165	3
0015 Precinct 13	12	11	19	235	3
0016 Precinct 14	4	2	3	50	3
CANDIDATE TOTALS	198	134	164	2619	71
CANDIDATE PERCENT	6.06	4.10	5.01	80.16	2.17

Attorney General

VOTE FOR 1

	GPB	EG	KP	LG
	eu	vu	ea	uh
	os	az	nx	im
	rh	m	t	ee
	g	a	o	r
	e	n	n	t
0001 Precinct 1	132	79	251	61
0003 Precinct 2	34	27	52	13
0004 Precinct 3	43	34	96	19

RUN DATE:03/09/22 12:48 PM

Attorney General

VOTE FOR 1

G P B E G K P L G
 e . u v u e a o o
 o s a z n x u h
 r h m t i m
 g a o r
 e n n t

(CONTINUED FROM PREVIOUS PAGE)

	GPB	EG	KP	LG
0005 Precinct 4	52	31	106	29
0006 Precinct 5	41	28	82	30
0008 Precinct 6	115	43	183	67
0009 Precinct 7	55	31	113	29
0010 Precinct 8	73	23	153	36
0011 Precinct 9	29	20	57	17
0012 Precinct 10	62	47	142	39
0013 Precinct 11	83	34	124	26
0014 Precinct 12	67	26	94	29
0015 Precinct 13	62	38	154	46
0016 Precinct 14	15	12	31	9
CANDIDATE TOTALS	863	473	1638	450
CANDIDATE PERCENT	25.20	13.81	47.83	13.14

Comptroller of Public Accounts

VOTE FOR 1

M V G
 a . o G H
 r l l e
 k o e g
 b n a
 y n r

	MVG	GH
0001 Precinct 1	109	311
0003 Precinct 2	34	62
0004 Precinct 3	39	130
0005 Precinct 4	42	137
0006 Precinct 5	43	102
0008 Precinct 6	91	241
0009 Precinct 7	47	132
0010 Precinct 8	62	169
0011 Precinct 9	25	66
0012 Precinct 10	56	173
0013 Precinct 11	62	156
0014 Precinct 12	50	117
0015 Precinct 13	65	178
0016 Precinct 14	15	42
CANDIDATE TOTALS	740	2016
CANDIDATE PERCENT	26.85	73.14

RUN DATE:03/09/22 12:48 PM

Commissioner of the General Land Office

VOTE FOR 1

	W M e a V A i v c i t l o a r	B A e r s r t t o i n n e z	J S o p n i e t a	R L u o n i e r s	D W M o . i n n t f p r u e s z	D B a u w c n k i e n g h t o a n m y	T W i e m s t l e
0001 Precinct 1	39	16	5	57	17	48	71
0003 Precinct 2	6	6	9	6	5	13	16
0004 Precinct 3	15	5	9	9	5	22	19
0005 Precinct 4	20	3	5	20	8	20	29
0006 Precinct 5	14	4	5	20	5	12	19
0008 Precinct 6	17	25	9	60	8	33	51
0009 Precinct 7	14	3	4	16	6	24	34
0010 Precinct 8	14	13	4	26	3	34	28
0011 Precinct 9	9	1	2	14	1	12	14
0012 Precinct 10	22	6	4	28	6	26	37
0013 Precinct 11	20	8	3	22	5	22	31
0014 Precinct 12	5	9	2	22	5	25	28
0015 Precinct 13	17	6	6	31	10	27	40
0016 Precinct 14	7	5	3	7	0	4	5
CANDIDATE TOTALS	219	110	71	338	84	322	422
CANDIDATE PERCENT	8.55	4.29	2.77	13.19	3.27	12.57	16.47

Commissioner of Agriculture

VOTE FOR 1

	C A C a . o r u e n y s i l	S M i i d l l m i e t r s e	J W a h m i e t s e
0001 Precinct 1	50	288	113
0003 Precinct 2	14	73	23
0004 Precinct 3	19	121	31
0005 Precinct 4	23	130	37
0006 Precinct 5	21	106	34
0008 Precinct 6	43	191	98
0009 Precinct 7	23	119	53
0010 Precinct 8	28	164	52
0011 Precinct 9	11	65	23
0012 Precinct 10	25	143	79
0013 Precinct 11	20	145	53
0014 Precinct 12	17	115	43
0015 Precinct 13	26	172	57
0016 Precinct 14	10	40	11
CANDIDATE TOTALS	330	1872	707
CANDIDATE PERCENT	11.34	64.35	24.30

RUN DATE:03/09/22 12:48 PM

Railroad Commissioner

VOTE FOR 1

	W C a h D T y r T S J M * S S S a i n i o l r a S u a t w p e s m o . r a m r o a t t c v r m a g y o i u i g e h n n n a m n e r e e n , ' s r				
0001 Precinct 1	48	142	120	44	61
0003 Precinct 2	7	28	32	11	16
0004 Precinct 3	15	65	50	14	20
0005 Precinct 4	27	45	69	24	17
0006 Precinct 5	23	48	51	11	16
0008 Precinct 6	36	123	107	34	38
0009 Precinct 7	16	45	72	22	24
0010 Precinct 8	36	92	67	27	13
0011 Precinct 9	10	30	37	11	9
0012 Precinct 10	37	94	41	28	26
0013 Precinct 11	32	74	49	30	18
0014 Precinct 12	23	68	28	16	19
0015 Precinct 13	33	99	38	36	31
0016 Precinct 14	9	16	14	5	11
CANDIDATE TOTALS	352	969	775	313	319
CANDIDATE PERCENT	12.90	35.52	28.40	11.47	11.69

Justice, Supreme Court, Place 3

VOTE FOR 1

	D L e e b h r r a m a n n
0001 Precinct 1	357
0003 Precinct 2	82
0004 Precinct 3	156
0005 Precinct 4	157
0006 Precinct 5	138
0008 Precinct 6	289
0009 Precinct 7	155
0010 Precinct 8	208
0011 Precinct 9	84
0012 Precinct 10	207
0013 Precinct 11	177
0014 Precinct 12	150
0015 Precinct 13	195
0016 Precinct 14	50
CANDIDATE TOTALS	2405
CANDIDATE PERCENT	100.00

RUN DATE:03/09/22 12:48 PM

Justice, Supreme Court, Place 5

VOTE FOR 1

R H
e u
b d
e d
c l
a e

0001 Precinct 1	357
0003 Precinct 2	83
0004 Precinct 3	152
0005 Precinct 4	156
0006 Precinct 5	136
0008 Precinct 6	283
0009 Precinct 7	152
0010 Precinct 8	205
0011 Precinct 9	82
0012 Precinct 10	198
0013 Precinct 11	173
0014 Precinct 12	153
0015 Precinct 13	194
0016 Precinct 14	51
CANDIDATE TOTALS	2375
CANDIDATE PERCENT	100.00

Justice, Supreme Court, Place 9

VOTE FOR 1

D J S
a . c
E Y v h
v o i e
a u d n
n n c
g k

0001 Precinct 1	221	142
0003 Precinct 2	50	32
0004 Precinct 3	84	65
0005 Precinct 4	98	65
0006 Precinct 5	74	60
0008 Precinct 6	165	133
0009 Precinct 7	105	59
0010 Precinct 8	129	83
0011 Precinct 9	52	34
0012 Precinct 10	126	80
0013 Precinct 11	123	54
0014 Precinct 12	82	60
0015 Precinct 13	127	76
0016 Precinct 14	28	24
CANDIDATE TOTALS	1464	967
CANDIDATE PERCENT	60.22	39.77

RUN DATE:03/09/22 12:48 PM

Judge, Ct of Criminal App, P2

VOTE FOR 1

M L K
a o e
r u e
y l

0001 Precinct 1	349
0003 Precinct 2	78
0004 Precinct 3	155
0005 Precinct 4	157
0006 Precinct 5	128
0008 Precinct 6	282
0009 Precinct 7	155
0010 Precinct 8	201
0011 Precinct 9	82
0012 Precinct 10	198
0013 Precinct 11	172
0014 Precinct 12	145
0015 Precinct 13	193
0016 Precinct 14	51
CANDIDATE TOTALS	2346
CANDIDATE PERCENT	100.00

Co. . . Text .
2022
Party

Judge, Ct of Criminal App, P5

VOTE FOR 1

C M S W
l o c a
i r o l
n g t k
t a t e
n r

0001 Precinct 1	168	204
0003 Precinct 2	25	58
0004 Precinct 3	62	93
0005 Precinct 4	71	86
0006 Precinct 5	70	69
0008 Precinct 6	116	199
0009 Precinct 7	55	108
0010 Precinct 8	75	134
0011 Precinct 9	30	56
0012 Precinct 10	85	127
0013 Precinct 11	78	98
0014 Precinct 12	56	80
0015 Precinct 13	90	127
0016 Precinct 14	20	34
CANDIDATE TOTALS	1001	1473
CANDIDATE PERCENT	40.46	59.53

RUN DATE:03/09/22 12:48 PM

Judge, Ct of Criminal App, P6

VOTE FOR 1

J F M
e . c
s C
s l
e u
r
e
,
I
I
I

0001 Precinct 1	342
0003 Precinct 2	75
0004 Precinct 3	149
0005 Precinct 4	151
0006 Precinct 5	127
0008 Precinct 6	286
0009 Precinct 7	151
0010 Precinct 8	191
0011 Precinct 9	81
0012 Precinct 10	194
0013 Precinct 11	159
0014 Precinct 12	146
0015 Precinct 13	187
0016 Precinct 14	53
CANDIDATE TOTALS	2292
CANDIDATE PERCENT	100.00

Member, State BoE, District 10

VOTE FOR 1

T M
o a
m y
n
a
r
d

0001 Precinct 1	346
0003 Precinct 2	80
0004 Precinct 3	153
0005 Precinct 4	149
0006 Precinct 5	128
0008 Precinct 6	284
0009 Precinct 7	153
0010 Precinct 8	198
0011 Precinct 9	83
0012 Precinct 10	197
0013 Precinct 11	165
0014 Precinct 12	140
0015 Precinct 13	189
0016 Precinct 14	53
CANDIDATE TOTALS	2318
CANDIDATE PERCENT	100.00

RUN DATE:03/09/22 12:48 PM

State Senator, District 5

VOTE FOR 1

C S
h c
a h
r w
l e
e r
s t
n
e
r

0001 Precinct 1	360
0003 Precinct 2	79
0004 Precinct 3	152
0005 Precinct 4	155
0006 Precinct 5	132
0008 Precinct 6	293
0009 Precinct 7	156
0010 Precinct 8	200
0011 Precinct 9	86
0012 Precinct 10	200
0013 Precinct 11	177
0014 Precinct 12	142
0015 Precinct 13	195
0016 Precinct 14	53
CANDIDATE TOTALS	2380
CANDIDATE PERCENT	100.00

0011 Precinct 9
0012 Precinct 10
0013 Precinct 11
0014 Precinct 12
0015 Precinct 13

State Representative, District 13

VOTE FOR 1

A O
D D W n r
e . i g r
n l e
n s l
i o i
s n a

0001 Precinct 1	225	227
0003 Precinct 2	53	51
0004 Precinct 3	80	90
0005 Precinct 4	88	94
0006 Precinct 5	74	84
0008 Precinct 6	184	157
0009 Precinct 7	122	72
0010 Precinct 8	153	101
0011 Precinct 9	50	45
0012 Precinct 10	137	114
0013 Precinct 11	135	91
0014 Precinct 12	79	103
0015 Precinct 13	130	117
0016 Precinct 14	25	31
CANDIDATE TOTALS	1535	1377
CANDIDATE PERCENT	52.71	47.28

RUN DATE:03/09/22 12:48 PM

Justice, 10th Ct of Appeals Dist, P1 3

VOTE FOR 1

S S
 t m
 e i
 v t
 e h

0001 Precinct 1	350
0003 Precinct 2	80
0004 Precinct 3	152
0005 Precinct 4	158
0006 Precinct 5	129
0008 Precinct 6	287
0009 Precinct 7	151
0010 Precinct 8	193
0011 Precinct 9	83
0012 Precinct 10	191
0013 Precinct 11	167
0014 Precinct 12	143
0015 Precinct 13	189
0016 Precinct 14	52
CANDIDATE TOTALS	2325
CANDIDATE PERCENT	100.00

District Judge, 87th Judicial District

VOTE FOR 1

D S S S
 a c t o
 n a a k
 r n o
 A T W b l l
 m h a r e o B W
 y o r o y w r a
 m d u s i l
 a g k a s
 s h i n h

0001 Precinct 1	167	114	90	54
0003 Precinct 2	39	28	20	14
0004 Precinct 3	68	39	44	13
0005 Precinct 4	56	56	21	31
0006 Precinct 5	56	40	28	17
0008 Precinct 6	119	68	98	36
0009 Precinct 7	114	45	23	13
0010 Precinct 8	114	49	46	25
0011 Precinct 9	47	23	19	10
0012 Precinct 10	90	68	52	25
0013 Precinct 11	108	57	52	23
0014 Precinct 12	53	69	34	22
0015 Precinct 13	91	74	60	20
0016 Precinct 14	22	11	13	6
CANDIDATE TOTALS	1144	741	600	309
CANDIDATE PERCENT	40.94	26.52	21.47	11.05

RUN DATE:03/09/22 12:48 PM

District Judge, 278th Judicial District

VOTE FOR 1

H R R
 a . i
 l d
 l
 e
 y

0001 Precinct 1	360
0003 Precinct 2	78
0004 Precinct 3	155
0005 Precinct 4	156
0006 Precinct 5	132
0008 Precinct 6	270
0009 Precinct 7	152
0010 Precinct 8	193
0011 Precinct 9	86
0012 Precinct 10	201
0013 Precinct 11	183
0014 Precinct 12	144
0015 Precinct 13	196
0016 Precinct 14	49
CANDIDATE TOTALS	2355
CANDIDATE PERCENT	100.00

District Judge, 369th Judicial District

VOTE FOR 1

M D
 i a
 c v
 h i
 a s
 e
 l

0001 Precinct 1	369
0003 Precinct 2	79
0004 Precinct 3	155
0005 Precinct 4	153
0006 Precinct 5	133
0008 Precinct 6	276
0009 Precinct 7	156
0010 Precinct 8	197
0011 Precinct 9	85
0012 Precinct 10	206
0013 Precinct 11	181
0014 Precinct 12	154
0015 Precinct 13	200
0016 Precinct 14	49
CANDIDATE TOTALS	2393
CANDIDATE PERCENT	100.00

RUN DATE:03/09/22 12:48 PM

County Judge

VOTE FOR 1

B R
y y
r d
o e
n r

0001 Precinct 1	412
0003 Precinct 2	101
0004 Precinct 3	165
0005 Precinct 4	181
0006 Precinct 5	149
0008 Precinct 6	307
0009 Precinct 7	167
0010 Precinct 8	224
0011 Precinct 9	93
0012 Precinct 10	244
0013 Precinct 11	222
0014 Precinct 12	170
0015 Precinct 13	234
0016 Precinct 14	51

CANDIDATE TOTALS	2720
CANDIDATE PERCENT	100.00

2022
3/9/22
12:48 PM

District Clerk

VOTE FOR 1

C N
a o
s e
s y
a
n
d
r
a

0001 Precinct 1	405
0003 Precinct 2	92
0004 Precinct 3	161
0005 Precinct 4	162
0006 Precinct 5	144
0008 Precinct 6	292
0009 Precinct 7	190
0010 Precinct 8	237
0011 Precinct 9	96
0012 Precinct 10	223
0013 Precinct 11	197
0014 Precinct 12	150
0015 Precinct 13	224
0016 Precinct 14	52

CANDIDATE TOTALS	2625
CANDIDATE PERCENT	100.00

RUN DATE:03/09/22 12:48 PM

County Clerk

VOTE FOR 1

C W
h a
r k
i e
s f
t i
i e
e l
d

0001 Precinct 1	436
0003 Precinct 2	101
0004 Precinct 3	168
0005 Precinct 4	162
0006 Precinct 5	146
0008 Precinct 6	295
0009 Precinct 7	177
0010 Precinct 8	230
0011 Precinct 9	96
0012 Precinct 10	229
0013 Precinct 11	217
0014 Precinct 12	158
0015 Precinct 13	231
0016 Precinct 14	53
CANDIDATE TOTALS	2699
CANDIDATE PERCENT	100.00

County Treasurer

VOTE FOR 1

B S H
r . i
a l
n l
d
i

0001 Precinct 1	402
0003 Precinct 2	91
0004 Precinct 3	158
0005 Precinct 4	152
0006 Precinct 5	134
0008 Precinct 6	266
0009 Precinct 7	152
0010 Precinct 8	215
0011 Precinct 9	91
0012 Precinct 10	219
0013 Precinct 11	191
0014 Precinct 12	149
0015 Precinct 13	211
0016 Precinct 14	50
CANDIDATE TOTALS	2481
CANDIDATE PERCENT	100.00

RUN DATE:03/09/22 12:48 PM

County Commissioner, Precinct 2

VOTE FOR 1

	D W F		
	a . e		
	v r N P B		
	i g e a i		
	d u w u n		
	s m l g		
	o a		
	n n		
	-----	-----	
0013 Precinct 11	150	133	
0014 Precinct 12	86	134	
0015 Precinct 13	145	155	
CANDIDATE TOTALS	381	422	
CANDIDATE PERCENT	47.44	52.55	

County Commissioner, Precinct 4

VOTE FOR 1

	(T F				
	T h o				
	J o l				
) m e				
	a y				
	s				
	J				
	e				
	L W f		R B		
	a i f	D N S	R R	o o	
	r l e	e o r	o y	y r	
	a l r	n e .	n d	g	
	m i s	n y	a e	m	
	i s	o i ,	l r	a	
	e n s		d	n	
	-----	-----	-----	-----	-----
0005 Precinct 4	12	63	85	23	35
0006 Precinct 5	16	68	31	16	41
0008 Precinct 6	8	44	22	223	103
0009 Precinct 7	65	110	35	7	15
CANDIDATE TOTALS	101	285	173	269	194
CANDIDATE PERCENT	9.88	27.88	16.92	26.32	18.98

Justice of the Peace, Precinct 1

VOTE FOR 1

	J C
	e a
	f r
	f r

0010 Precinct 8	218
0011 Precinct 9	94
0012 Precinct 10	238
0013 Precinct 11	233
0014 Precinct 12	162
0015 Precinct 13	228

RUN DATE:03/09/22 12:48 PM

Justice of the Peace, Precinct 1

VOTE FOR 1

J C
 e a
 f r
 f r

(CONTINUED FROM PREVIOUS PAGE)

CANDIDATE TOTALS 1173
 CANDIDATE PERCENT 100.00

Justice of the Peace, Precinct 2

VOTE FOR 1

V N D J C
 i . o i a
 R D c w m r
 a o t n T P m r
 n a o i o a y i
 d k r e m g g
 e i m e a
 e a y n g

0001 Precinct 1	175	73	174	106
0003 Precinct 2	45	11	49	21
0004 Precinct 3	41	35	80	25
0016 Precinct 14	12	11	30	11
CANDIDATE TOTALS	273	130	333	163
CANDIDATE PERCENT	30.36	14.46	37.04	18.13

Justice of the Peace, Precinct 4

VOTE FOR 1

L W
 e e
 e i
 l
 e
 r

0005 Precinct 4	165
0006 Precinct 5	137
0008 Precinct 6	298
0009 Precinct 7	189
CANDIDATE TOTALS	789
CANDIDATE PERCENT	100.00

County Chair

VOTE FOR 1

K K
 e u
 n n
 z

0001 Precinct 1	364
0003 Precinct 2	81
0004 Precinct 3	157

NAME HEADING CANVASS

Leon County, Texas
2022 Primary Election
March 1, 2022
Republican Party

OFFICIAL

RUN DATE:03/09/22 12:48 PM

County Chair

VOTE FOR 1

K K
e u
n n
z

(CONTINUED FROM PREVIOUS PAGE)

0005 Precinct 4	162
0006 Precinct 5	134
0008 Precinct 6	290
0009 Precinct 7	164
0010 Precinct 8	195
0011 Precinct 9	88
0012 Precinct 10	208
0013 Precinct 11	187
0014 Precinct 12	146
0015 Precinct 13	189
0016 Precinct 14	50
CANDIDATE TOTALS	2415
CANDIDATE PERCENT	100.00

7
10
2
6

RUN DATE:03/09/22 12:48 PM

US Representative, District 17

VOTE FOR 1

	M J W
	a o o
	r o
	y d
	s

0001 Precinct 1	35
0003 Precinct 2	2
0004 Precinct 3	6
0005 Precinct 4	12
0006 Precinct 5	13
0008 Precinct 6	17
0009 Precinct 7	4
0010 Precinct 8	11
0011 Precinct 9	3
0012 Precinct 10	14
0013 Precinct 11	26
0014 Precinct 12	26
0015 Precinct 13	7
0016 Precinct 14	8
CANDIDATE TOTALS	184
CANDIDATE PERCENT	100.00

Governor

VOTE FOR 1

	M C	B O	R W	I (B	n I a
	e' i a	o n r	c n r		
	i o t R c k	e o i	e o i		
	co oo he	n) e			
	hp u l	J D c n			
	ae r a o i i t				
	er k n y a o e				
	l e d z z				
	-----	-----	-----	-----	-----
0001 Precinct 1	4	35	0	2	1
0003 Precinct 2	0	4	0	0	0
0004 Precinct 3	0	8	0	0	0
0005 Precinct 4	0	17	1	0	0
0006 Precinct 5	1	14	0	0	0
0008 Precinct 6	3	17	0	1	0
0009 Precinct 7	2	3	0	0	0
0010 Precinct 8	0	9	1	1	1
0011 Precinct 9	0	3	0	0	0
0012 Precinct 10	0	15	2	0	0
0013 Precinct 11	3	30	1	0	0
0014 Precinct 12	5	32	4	4	1
0015 Precinct 13	1	8	0	0	0
0016 Precinct 14	6	11	0	0	0
CANDIDATE TOTALS	25	206	9	8	3
CANDIDATE PERCENT	9.96	82.07	3.58	3.18	1.19

RUN DATE:03/09/22 12:48 PM

Lieutenant Governor

VOTE FOR 1

	C B a r r a l i a l e y	M C i o k l e l i e r	M B i e c c h k e l l e l y e
0001 Precinct 1	6	22	13
0003 Precinct 2	1	1	1
0004 Precinct 3	1	2	3
0005 Precinct 4	11	4	3
0006 Precinct 5	4	5	6
0008 Precinct 6	8	9	3
0009 Precinct 7	1	3	1
0010 Precinct 8	2	5	3
0011 Precinct 9	2	1	0
0012 Precinct 10	6	6	1
0013 Precinct 11	12	9	10
0014 Precinct 12	10	17	13
0015 Precinct 13	0	5	3
0016 Precinct 14	7	7	2
CANDIDATE TOTALS	71	96	62
CANDIDATE PERCENT	31.00	41.92	27.07

Attorney General

VOTE FOR 1

	J J o a e w o r s k i	M F i i k e e l d	L M e e e r r t	S " R T a B y o n n o e r " e s	R M G o e a c r r h c z e e a l d l e
0001 Precinct 1	16	11	7	1	8
0003 Precinct 2	2	0	1	0	0
0004 Precinct 3	0	5	1	0	1
0005 Precinct 4	11	1	2	0	4
0006 Precinct 5	1	2	3	0	8
0008 Precinct 6	6	5	0	3	3
0009 Precinct 7	1	3	0	0	1
0010 Precinct 8	4	1	1	1	4
0011 Precinct 9	0	2	1	0	0
0012 Precinct 10	4	3	2	1	4
0013 Precinct 11	3	8	10	2	10
0014 Precinct 12	3	12	8	3	13
0015 Precinct 13	2	1	0	1	3
0016 Precinct 14	4	2	5	0	2
CANDIDATE TOTALS	57	56	41	12	61
CANDIDATE PERCENT	25.11	24.66	18.06	5.28	26.87

RUN DATE:03/09/22 12:48 PM

Comptroller of Public Accounts

VOTE FOR 1

	J T D a . u n d e d t i n e g 1	A L V n u e g i g 1	T M i a m h o n e y
0001 Precinct 1	24	12	6
0003 Precinct 2	0	2	0
0004 Precinct 3	3	0	3
0005 Precinct 4	9	7	1
0006 Precinct 5	7	3	4
0008 Precinct 6	8	4	4
0009 Precinct 7	5	0	0
0010 Precinct 8	6	2	3
0011 Precinct 9	2	0	1
0012 Precinct 10	6	3	3
0013 Precinct 11	17	9	5
0014 Precinct 12	14	11	11
0015 Precinct 13	5	2	1
0016 Precinct 14	7	4	5
CANDIDATE TOTALS	113	59	47
CANDIDATE PERCENT	51.59	26.94	21.46

Commissioner of the General Land Office

VOTE FOR 1

	M L i a c n h g a e e l	J K a l y e e r g	S M a a n r d t r i a n g e r z n h a c y e
0001 Precinct 1	13	15	5 9
0003 Precinct 2	0	1	0 0
0004 Precinct 3	1	3	0 2
0005 Precinct 4	4	8	2 4
0006 Precinct 5	4	4	2 4
0008 Precinct 6	11	1	3 3
0009 Precinct 7	2	1	2 0
0010 Precinct 8	4	2	1 4
0011 Precinct 9	2	1	0 0
0012 Precinct 10	6	2	1 4
0013 Precinct 11	12	5	4 9
0014 Precinct 12	13	6	11 10
0015 Precinct 13	5	0	0 3
0016 Precinct 14	6	3	1 3
CANDIDATE TOTALS	83	52	32 55
CANDIDATE PERCENT	37.38	23.42	14.41 24.77

RUN DATE:03/09/22 12:48 PM

Commissioner of Agriculture

VOTE FOR 1

	E I d r	S H u a s y a s n n
0001 Precinct 1	9	30
0003 Precinct 2	2	1
0004 Precinct 3	4	3
0005 Precinct 4	7	11
0006 Precinct 5	3	11
0008 Precinct 6	3	15
0009 Precinct 7	0	5
0010 Precinct 8	3	9
0011 Precinct 9	1	2
0012 Precinct 10	2	11
0013 Precinct 11	5	24
0014 Precinct 12	7	33
0015 Precinct 13	3	5
0016 Precinct 14	2	12
CANDIDATE TOTALS	51	172
CANDIDATE PERCENT	22.86	77.13

Railroad Commissioner

VOTE FOR 1

	L W u a k r e f o r d
0001 Precinct 1	36
0003 Precinct 2	3
0004 Precinct 3	7
0005 Precinct 4	14
0006 Precinct 5	13
0008 Precinct 6	13
0009 Precinct 7	5
0010 Precinct 8	11
0011 Precinct 9	3
0012 Precinct 10	13
0013 Precinct 11	27
0014 Precinct 12	28
0015 Precinct 13	8
0016 Precinct 14	12
CANDIDATE TOTALS	193
CANDIDATE PERCENT	100.00

RUN DATE:03/09/22 12:48 PM

Justice, Supreme Court, Place 3

VOTE FOR 1

E A N
r . o
i w
n e
1
1

0001 Precinct 1	34
0003 Precinct 2	3
0004 Precinct 3	7
0005 Precinct 4	13
0006 Precinct 5	13
0008 Precinct 6	15
0009 Precinct 7	5
0010 Precinct 8	11
0011 Precinct 9	3
0012 Precinct 10	13
0013 Precinct 11	26
0014 Precinct 12	28
0015 Precinct 13	8
0016 Precinct 14	11
CANDIDATE TOTALS	190
CANDIDATE PERCENT	100.00

Justice, Supreme Court, Place 5

VOTE FOR 1

A R
m e
a i
n c
d h
a e
k

0001 Precinct 1	36
0003 Precinct 2	3
0004 Precinct 3	8
0005 Precinct 4	16
0006 Precinct 5	13
0008 Precinct 6	15
0009 Precinct 7	5
0010 Precinct 8	11
0011 Precinct 9	3
0012 Precinct 10	12
0013 Precinct 11	26
0014 Precinct 12	29
0015 Precinct 13	8
0016 Precinct 14	9
CANDIDATE TOTALS	194
CANDIDATE PERCENT	100.00

RUN DATE:03/09/22 12:48 PM

Justice, Supreme Court, Place 9

VOTE FOR 1

J M
u a
l l
i d
a o
n
a
d
o

0001 Precinct 1	36
0003 Precinct 2	3
0004 Precinct 3	7
0005 Precinct 4	13
0006 Precinct 5	13
0008 Precinct 6	13
0009 Precinct 7	5
0010 Precinct 8	11
0011 Precinct 9	3
0012 Precinct 10	12
0013 Precinct 11	26
0014 Precinct 12	30
0015 Precinct 13	8
0016 Precinct 14	9
CANDIDATE TOTALS	189
CANDIDATE PERCENT	100.00

Leon County, Texas
2022 Primary Election
Democratic Party

Judge, Ct of Criminal App, P5

VOTE FOR 1

D H
a u
n f
a f
m
a
n

0001 Precinct 1	36
0003 Precinct 2	3
0004 Precinct 3	8
0005 Precinct 4	13
0006 Precinct 5	13
0008 Precinct 6	15
0009 Precinct 7	5
0010 Precinct 8	11
0011 Precinct 9	3
0012 Precinct 10	12
0013 Precinct 11	26
0014 Precinct 12	32
0015 Precinct 13	8
0016 Precinct 14	10
CANDIDATE TOTALS	195
CANDIDATE PERCENT	100.00

RUN DATE:03/09/22 12:48 PM

Judge, Ct of Criminal App, P6

VOTE FOR 1

R J
o o
b h
e n
r s
t o
n

0001 Precinct 1	35
0003 Precinct 2	3
0004 Precinct 3	7
0005 Precinct 4	15
0006 Precinct 5	13
0008 Precinct 6	15
0009 Precinct 7	5
0010 Precinct 8	12
0011 Precinct 9	3
0012 Precinct 10	12
0013 Precinct 11	26
0014 Precinct 12	31
0015 Precinct 13	8
0016 Precinct 14	13
CANDIDATE TOTALS	198
CANDIDATE PERCENT	100.00

State Representative, District 13

VOTE FOR 1

C S P
u e e C D S
e a a e a r
v n c d v .
a o r i
s c i s
k c ,

0001 Precinct 1	7	31
0003 Precinct 2	2	1
0004 Precinct 3	1	6
0005 Precinct 4	6	12
0006 Precinct 5	6	9
0008 Precinct 6	5	13
0009 Precinct 7	1	4
0010 Precinct 8	2	10
0011 Precinct 9	0	3
0012 Precinct 10	4	9
0013 Precinct 11	5	26
0014 Precinct 12	3	36
0015 Precinct 13	2	5
0016 Precinct 14	3	10
CANDIDATE TOTALS	47	175
CANDIDATE PERCENT	21.17	78.82

NAME HEADING CANVASS

Leon County, Texas
2022 Primary Election
March 1, 2022
Democratic Party

OFFICIAL

RUN DATE:03/09/22 12:48 PM

County Chair

VOTE FOR 1

B E
a w
r a
t l
d

0001 Precinct 1	38
0003 Precinct 2	4
0004 Precinct 3	7
0005 Precinct 4	17
0006 Precinct 5	14
0008 Precinct 6	16
0009 Precinct 7	5
0010 Precinct 8	12
0011 Precinct 9	3
0012 Precinct 10	13
0013 Precinct 11	26
0014 Precinct 12	32
0015 Precinct 13	7
0016 Precinct 14	12

CANDIDATE TOTALS	206
CANDIDATE PERCENT	100.00



RUN DATE:03/09/22 12:48 PM

Proposition 1

VOTE FOR 1

	Y E S	N O
0001 Precinct 1	500	24
0003 Precinct 2	118	7
0004 Precinct 3	186	8
0005 Precinct 4	217	8
0006 Precinct 5	176	5
0008 Precinct 6	393	25
0009 Precinct 7	216	11
0010 Precinct 8	284	7
0011 Precinct 9	120	2
0012 Precinct 10	281	11
0013 Precinct 11	262	12
0014 Precinct 12	207	11
0015 Precinct 13	293	7
0016 Precinct 14	64	3
CANDIDATE TOTALS	3317	141
CANDIDATE PERCENT	95.92	4.07

Proposition 2

VOTE FOR 1

	Y E S	N O
0001 Precinct 1	409	102
0003 Precinct 2	91	26
0004 Precinct 3	142	46
0005 Precinct 4	167	51
0006 Precinct 5	148	30
0008 Precinct 6	294	105
0009 Precinct 7	183	37
0010 Precinct 8	229	52
0011 Precinct 9	101	18
0012 Precinct 10	229	52
0013 Precinct 11	228	36
0014 Precinct 12	169	44
0015 Precinct 13	252	46
0016 Precinct 14	48	17
CANDIDATE TOTALS	2690	662
CANDIDATE PERCENT	80.25	19.74

Proposition 3

VOTE FOR 1

	Y E S	N O
0001 Precinct 1	484	50
0003 Precinct 2	115	14
0004 Precinct 3	181	12
0005 Precinct 4	203	22

RUN DATE:03/09/22 12:48 PM

Proposition 3

VOTE FOR 1

	Y	
	E	N
(CONTINUED FROM PREVIOUS PAGE)	S	0
	-----	-----
0006 Precinct 5	174	10
0008 Precinct 6	370	42
0009 Precinct 7	214	18
0010 Precinct 8	264	24
0011 Precinct 9	116	7
0012 Precinct 10	272	20
0013 Precinct 11	248	28
0014 Precinct 12	206	17
0015 Precinct 13	280	26
0016 Precinct 14	58	6
CANDIDATE TOTALS	3185	296
CANDIDATE PERCENT	91.49	8.50

Proposition 4

VOTE FOR 1

	Y	
	E	N
	S	0
	-----	-----
0001 Precinct 1	495	34
0003 Precinct 2	115	11
0004 Precinct 3	185	10
0005 Precinct 4	207	18
0006 Precinct 5	172	11
0008 Precinct 6	384	23
0009 Precinct 7	213	10
0010 Precinct 8	274	11
0011 Precinct 9	117	4
0012 Precinct 10	274	17
0013 Precinct 11	251	18
0014 Precinct 12	204	17
0015 Precinct 13	288	13
0016 Precinct 14	59	7
CANDIDATE TOTALS	3238	204
CANDIDATE PERCENT	94.07	5.92

Proposition 5

VOTE FOR 1

	Y	
	E	N
	S	0
	-----	-----
0001 Precinct 1	455	59
0003 Precinct 2	111	13
0004 Precinct 3	173	21
0005 Precinct 4	197	24
0006 Precinct 5	165	16
0008 Precinct 6	354	49
0009 Precinct 7	204	18
0010 Precinct 8	267	20

RUN DATE:03/09/22 12:48 PM

Proposition 5

VOTE FOR 1

	Y	
	E	N
(CONTINUED FROM PREVIOUS PAGE)	S	0
	-----	-----
0011 Precinct 9	107	11
0012 Precinct 10	257	35
0013 Precinct 11	236	26
0014 Precinct 12	193	25
0015 Precinct 13	272	26
0016 Precinct 14	60	5
CANDIDATE TOTALS	3051	348
CANDIDATE PERCENT	89.76	10.23

Proposition 6

VOTE FOR 1

	Y	
	E	N
	S	0
	-----	-----
0001 Precinct 1	443	64
0003 Precinct 2	105	16
0004 Precinct 3	162	23
0005 Precinct 4	189	30
0006 Precinct 5	159	22
0008 Precinct 6	356	46
0009 Precinct 7	186	28
0010 Precinct 8	242	38
0011 Precinct 9	100	18
0012 Precinct 10	239	39
0013 Precinct 11	225	31
0014 Precinct 12	182	26
0015 Precinct 13	268	26
0016 Precinct 14	53	11
CANDIDATE TOTALS	2909	418
CANDIDATE PERCENT	87.43	12.56

Proposition 7

VOTE FOR 1

	Y	
	E	N
	S	0
	-----	-----
0001 Precinct 1	511	13
0003 Precinct 2	120	6
0004 Precinct 3	192	2
0005 Precinct 4	219	6
0006 Precinct 5	180	2
0008 Precinct 6	401	12
0009 Precinct 7	218	8
0010 Precinct 8	287	2
0011 Precinct 9	123	0
0012 Precinct 10	286	5
0013 Precinct 11	268	7
0014 Precinct 12	215	7

RUN DATE:03/09/22 12:48 PM

Proposition 7

VOTE FOR 1

	Y E S	N O
(CONTINUED FROM PREVIOUS PAGE)		
0015 Precinct 13	301	4
0016 Precinct 14	63	3
CANDIDATE TOTALS	3384	77
CANDIDATE PERCENT	97.77	2.22

Proposition 8

VOTE FOR 1

	Y E S	N O
0001 Precinct 1	497	30
0003 Precinct 2	114	12
0004 Precinct 3	188	6
0005 Precinct 4	214	11
0006 Precinct 5	177	6
0008 Precinct 6	378	31
0009 Precinct 7	211	13
0010 Precinct 8	280	5
0011 Precinct 9	115	4
0012 Precinct 10	266	19
0013 Precinct 11	265	6
0014 Precinct 12	204	13
0015 Precinct 13	287	16
0016 Precinct 14	63	3
CANDIDATE TOTALS	3259	175
CANDIDATE PERCENT	94.90	5.09

Proposition 9

VOTE FOR 1

	Y E S	N O
0001 Precinct 1	468	63
0003 Precinct 2	110	17
0004 Precinct 3	175	18
0005 Precinct 4	196	28
0006 Precinct 5	165	19
0008 Precinct 6	360	54
0009 Precinct 7	202	25
0010 Precinct 8	255	33
0011 Precinct 9	105	15
0012 Precinct 10	264	29
0013 Precinct 11	244	30
0014 Precinct 12	197	22
0015 Precinct 13	285	17
0016 Precinct 14	55	11

RUN DATE:03/09/22 12:48 PM

Proposition 9

VOTE FOR 1

	Y E S	N O
(CONTINUED FROM PREVIOUS PAGE)		
CANDIDATE TOTALS	3081	381
CANDIDATE PERCENT	88.99	11.00

Proposition 10

VOTE FOR 1

	Y E S	N O
0001 Precinct 1	495	25
0003 Precinct 2	113	11
0004 Precinct 3	186	7
0005 Precinct 4	212	12
0006 Precinct 5	178	7
0008 Precinct 6	394	20
0009 Precinct 7	216	9
0010 Precinct 8	281	7
0011 Precinct 9	119	2
0012 Precinct 10	282	8
0013 Precinct 11	267	7
0014 Precinct 12	202	17
0015 Precinct 13	292	8
0016 Precinct 14	60	5
CANDIDATE TOTALS	3297	145
CANDIDATE PERCENT	95.78	4.21

Terminal S/N: V5145943->
 PEB S/N PS178683- (FMW 1.07)
 Software Version 9.1.6.2
 Created 07/07/06 08:30
 Copyright ES&S, Inc. 1993-2005
 All Rights Reserved
 Diagnostic check completed: OK
 iVotronic I

2022 Leon County Primary Election
 Early Voting
 POLLING LOCATION RESULTS

Public Count Statistics

Total Ballots Cast: 1167
 Total Ballots Counted: 1167

Number of Terminals Opened: 6

Individual Voter Terminal Data

S/N V5163669

Public Count: 89
 Protective Count: 1802
 OPENED 07:20:08 02/14/2022
 CLOSED 11:02:49 03/01/2022
 Terminal Ballots Counted: 89

S/N V5184938

Public Count: 252
 Protective Count: 891
 OPENED 07:09:09 02/14/2022
 CLOSED 11:07:46 03/01/2022
 Terminal Ballots Counted: 252

S/N V5145943

Public Count: 166
 Protective Count: 1695
 OPENED 07:14:52 02/14/2022
 CLOSED 11:45:05 03/01/2022
 Terminal Ballots Counted: 166

S/N V5144887

Public Count: 125
 Protective Count: 943
 OPENED 07:25:08 02/14/2022
 CLOSED 11:18:14 03/01/2022
 Terminal Ballots Counted: 125

S/N V5147304

Public Count: 238
 Protective Count: 1433
 OPENED 07:29:09 02/14/2022
 CLOSED 10:56:21 03/01/2022
 Terminal Ballots Counted: 238

S/N V5145068

Public Count: 297
 Protective Count: 2563
 OPENED 07:34:21 02/14/2022
 CLOSED 10:50:37 03/01/2022
 Terminal Ballots Counted: 297

PRECINCT: Precinct 1

Public Count: 329

Party Counts

Republican Party 304
 Democratic Party 25

Ballot Style Counts

REP - Ballot Style #1 304
 DEM - Ballot Style #1 25

PRECINCT: Precinct 2

Public Count: 39

Party Counts

--- --

Public Count:	297
Protective Count:	2563
OPENED 07:34:21 02/14/2022	
CLOSED 10:50:37 03/01/2022	
Terminal Ballots Counted:	297

PRECINCT: Precinct 1	
Public Count:	329
Party Counts	
Republican Party	304
Democratic Party	25
Ballot Style Counts	
REP - Ballot Style #1	304
DEM - Ballot Style #1	25

PRECINCT: Precinct 2	
Public Count:	39
Party Counts	
Republican Party	38
Democratic Party	1
Ballot Style Counts	
REP - Ballot Style #2	38
DEM - Ballot Style #2	1

PRECINCT: Precinct 3	
Public Count:	79
Party Counts	
Republican Party	78
Democratic Party	1
Ballot Style Counts	
REP - Ballot Style #3	78
DEM - Ballot Style #3	1

PRECINCT: Precinct 4	
Public Count:	31
Party Counts	
Republican Party	24
Democratic Party	7
Ballot Style Counts	
REP - Ballot Style #4	24
DEM - Ballot Style #4	7

PRECINCT: Precinct 5	
Public Count:	69
Party Counts	
Republican Party	65
Democratic Party	4
Ballot Style Counts	
REP - Ballot Style #5	65
DEM - Ballot Style #5	4

PRECINCT: Precinct 6	
Public Count:	67
Party Counts	
Republican Party	62
Democratic Party	5
Ballot Style Counts	
REP - Ballot Style #6	62
DEM - Ballot Style #6	5

PRECINCT: Precinct 7	
Public Count:	56
Party Counts	
Republican Party	56
Democratic Party	0
Ballot Style Counts	
REP - Ballot Style #7	56
DEM - Ballot Style #7	0

PRECINCT: Precinct 8	
Public Count:	61
Party Counts	
Republican Party	59
Democratic Party	2
Ballot Style Counts	
REP - Ballot Style #8	59
DEM - Ballot Style #8	2

PRECINCT: Precinct 7
Public Count: 56
Party Counts
Republican Party 56
Democratic Party 0
Ballot Style Counts
REP - Ballot Style #7 56
DEM - Ballot Style #7 0

PRECINCT: Precinct 8
Public Count: 61
Party Counts
Republican Party 59
Democratic Party 2
Ballot Style Counts
REP - Ballot Style #8 59
DEM - Ballot Style #8 2

PRECINCT: Precinct 9
Public Count: 50
Party Counts
Republican Party 48
Democratic Party 2
Ballot Style Counts
REP - Ballot Style #9 48
DEM - Ballot Style #9 2

PRECINCT: Precinct 10
Public Count: 102
Party Counts
Republican Party 94
Democratic Party 8
Ballot Style Counts
REP - Ballot Style #10 94
DEM - Ballot Style #10 8

PRECINCT: Precinct 11
Public Count: 80
Party Counts
Republican Party 74
Democratic Party 6
Ballot Style Counts
REP - Ballot Style #11 74
DEM - Ballot Style #11 6

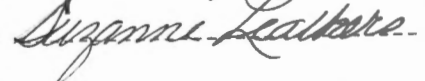
PRECINCT: Precinct 12
Public Count: 38
Party Counts
Republican Party 33
Democratic Party 5
Ballot Style Counts
REP - Ballot Style #12 33
DEM - Ballot Style #12 5

PRECINCT: Precinct 13
Public Count: 125
Party Counts
Republican Party 121
Democratic Party 4
Ballot Style Counts
REP - Ballot Style #13 121
DEM - Ballot Style #13 4

PRECINCT: Precinct 14
Public Count: 41
Party Counts
Republican Party 39
Democratic Party 2
Ballot Style Counts
REP - Ballot Style #14 39
DEM - Ballot Style #14 2

Time/Date: 12:16:10 03/01/2022

Signature: 

Signature: 

Signature: _____

Signature: _____

Terminal S/N: V5145068->
PEB S/N PS178683- (FMW 1.07)
Software Version 9.1.6.2
Created 07/07/06 08:30
Copyright ES&S, Inc. 1993-2005
All Rights Reserved
Diagnostic check completed: OK
iVotronic I

2022 Leon County Primary Election
Early Voting
POLLING LOCATION ZERO TAPE

Public Count Statistics	
Total Ballots Cast:	0
Total Ballots Counted:	0
Number of Terminals Opened:	6
Individual Voter Terminal Data	
S/N V5163669	
Public Count:	0
Protective Count:	1713
OPENED 07:20:08 02/14/2022	
NOT CLOSED	
S/N V5184938	
Public Count:	0
Protective Count:	639
OPENED 07:09:09 02/14/2022	
NOT CLOSED	
S/N V5145943	
Public Count:	0
Protective Count:	1529
OPENED 07:14:52 02/14/2022	
NOT CLOSED	
S/N V5144887	
Public Count:	0
Protective Count:	818
OPENED 07:25:08 02/14/2022	
NOT CLOSED	
S/N V5147304	
Public Count:	0
Protective Count:	1195
OPENED 07:29:09 02/14/2022	
NOT CLOSED	
S/N V5145068	
Public Count:	0
Protective Count:	2266
OPENED 07:34:21 02/14/2022	
NOT CLOSED	

PRECINCT: Precinct 1
Public Count: 0
Party Counts
 Republican Party 0
 Democratic Party 0
Ballot Style Counts
 REP - Ballot Style #1 0
 DEM - Ballot Style #1 0

PRECINCT: Precinct 2
Public Count: 0
Party Counts
 Republican Party 0
 Democratic Party 0
Ballot Style Counts
 REP - Ballot Style #2 0
 DEM - Ballot Style #2 0

PRECINCT: Precinct 3
Public Count: 0
Party Counts
 Republican Party 0
 Democratic Party 0
Ballot Style Counts
 REP - Ballot Style #3 0
 DEM - Ballot Style #3 0

PRECINCT: Precinct 4
Public Count: 0

Democratic Party	0
Ballot Style Counts	
REP - Ballot Style #3	0
DEM - Ballot Style #3	0

PRECINCT: Precinct 4	
Public Count:	0
Party Counts	
Republican Party	0
Democratic Party	0
Ballot Style Counts	
REP - Ballot Style #4	0
DEM - Ballot Style #4	0

PRECINCT: Precinct 5	
Public Count:	0
Party Counts	
Republican Party	0
Democratic Party	0
Ballot Style Counts	
REP - Ballot Style #5	0
DEM - Ballot Style #5	0

PRECINCT: Precinct 6	
Public Count:	0
Party Counts	
Republican Party	0
Democratic Party	0
Ballot Style Counts	
REP - Ballot Style #6	0
DEM - Ballot Style #6	0

PRECINCT: Precinct 7	
Public Count:	0
Party Counts	
Republican Party	0
Democratic Party	0
Ballot Style Counts	
REP - Ballot Style #7	0
DEM - Ballot Style #7	0

PRECINCT: Precinct 8	
Public Count:	0
Party Counts	
Republican Party	0
Democratic Party	0
Ballot Style Counts	
REP - Ballot Style #8	0
DEM - Ballot Style #8	0

PRECINCT: Precinct 9	
Public Count:	0
Party Counts	
Republican Party	0
Democratic Party	0
Ballot Style Counts	
REP - Ballot Style #9	0
DEM - Ballot Style #9	0

PRECINCT: Precinct 10	
Public Count:	0
Party Counts	
Republican Party	0
Democratic Party	0
Ballot Style Counts	
REP - Ballot Style #10	0
DEM - Ballot Style #10	0

PRECINCT: Precinct 11	
Public Count:	0
Party Counts	
Republican Party	0
Democratic Party	0
Ballot Style Counts	
REP - Ballot Style #11	0
DEM - Ballot Style #11	0

PRECINCT: Precinct 12	
Public Count:	0
Party Counts	
Republican Party	0

Public Count: 0
 Party Counts
 Republican Party 0
 Democratic Party 0
 Ballot Style Counts
 REP - Ballot Style #9 0
 DEM - Ballot Style #9 0

 PRECINCT: Precinct 10
 Public Count: 0
 Party Counts
 Republican Party 0
 Democratic Party 0
 Ballot Style Counts
 REP - Ballot Style #10 0
 DEM - Ballot Style #10 0

 PRECINCT: Precinct 11
 Public Count: 0
 Party Counts
 Republican Party 0
 Democratic Party 0
 Ballot Style Counts
 REP - Ballot Style #11 0
 DEM - Ballot Style #11 0

 PRECINCT: Precinct 12
 Public Count: 0
 Party Counts
 Republican Party 0
 Democratic Party 0
 Ballot Style Counts
 REP - Ballot Style #12 0
 DEM - Ballot Style #12 0

 PRECINCT: Precinct 13
 Public Count: 0
 Party Counts
 Republican Party 0
 Democratic Party 0
 Ballot Style Counts
 REP - Ballot Style #13 0
 DEM - Ballot Style #13 0

 PRECINCT: Precinct 14
 Public Count: 0
 Party Counts
 Republican Party 0
 Democratic Party 0
 Ballot Style Counts
 REP - Ballot Style #14 0
 DEM - Ballot Style #14 0

Time/Date: 08:24:45 02/14/2022
 Signature: *Donna J. Olden*
 Signature: *J. W. Scott*
 Signature: *Rhonda Murray*
 Signature: *Suzanne Leasure*

Terminal S/N: V5133787->
 PEB S/N PS161748- (FMW 1.07)
 Software Version 9.1.6.2
 Created 07/07/06 08:30
 Copyright ES&S, Inc. 1993-2005
 All Rights Reserved
 Diagnostic check completed: OK
 iVotronic I

2022 Leon County Primary Election
 ED-Centerville
 POLLING LOCATION RESULTS

Public Count Statistics
 Total Ballots Cast: 227
 Total Ballots Counted: 227

Number of Terminals Opened: 6

Individual Voter Terminal Data
 S/N V5144875

Public Count: 48
 Protective Count: 1574
 OPENED 06:46:22 03/01/2022
 CLOSED 19:03:28 03/01/2022
 Terminal Ballots Counted: 48

S/N V5163993

Public Count: 38
 Protective Count: 1660
 OPENED 06:50:02 03/01/2022
 CLOSED 19:07:31 03/01/2022
 Terminal Ballots Counted: 38

S/N V5145177

Public Count: 30
 Protective Count: 2392
 OPENED 06:52:33 03/01/2022
 CLOSED 19:10:45 03/01/2022
 Terminal Ballots Counted: 30

S/N V5144558

Public Count: 38
 Protective Count: 2405
 OPENED 06:55:17 03/01/2022
 CLOSED 19:13:27 03/01/2022
 Terminal Ballots Counted: 38

S/N V5144718

Public Count: 35
 Protective Count: 1137
 OPENED 06:57:31 03/01/2022
 CLOSED 19:14:41 03/01/2022
 Terminal Ballots Counted: 35

S/N V5133787

Public Count: 38
 Protective Count: 876
 OPENED 06:59:03 03/01/2022
 CLOSED 19:15:30 03/01/2022
 Terminal Ballots Counted: 38

PRECINCT: Precinct 1

Public Count: 227

Party Counts

Republican Party 219
 Democratic Party 8

Ballot Style Counts

REP - Ballot Style #1 219
 DEM - Ballot Style #1 8

Time/Date: 19:22:01 03/01/2022

Signature: _____

Signature: _____

Signature: _____

Signature: _____

[Handwritten signatures: Betty Huff, Jose M. ...]

Terminal S/N: V5133787->
PEB S/N PS161748- (FMW 1.07)
Software Version 9.1.6.2
Created 07/07/06 08:30
Copyright ES&S, Inc. 1993-2005
All Rights Reserved
Diagnostic check completed: OK
iVotronic I

2022 Leon County Primary Election
ED-Centerville
POLLING LOCATION ZERO TAPE

Public Count Statistics

Total Ballots Cast: 0
Total Ballots Counted: 0

Number of Terminals Opened: 6

Individual Voter Terminal Data

S/N V5144875
Public Count: 0
Protective Count: 1526
OPENED 06:46:22 03/01/2022
NOT CLOSED

S/N V5163993
Public Count: 0
Protective Count: 1622
OPENED 06:50:02 03/01/2022
NOT CLOSED

S/N V5145177
Public Count: 0
Protective Count: 2362
OPENED 06:52:33 03/01/2022
NOT CLOSED

S/N V5144558
Public Count: 0
Protective Count: 2367
OPENED 06:55:17 03/01/2022
NOT CLOSED

S/N V5144718
Public Count: 0
Protective Count: 1102
OPENED 06:57:31 03/01/2022
NOT CLOSED

S/N V5133787
Public Count: 0
Protective Count: 838
OPENED 06:59:03 03/01/2022
NOT CLOSED

PRECINCT: Precinct 1

Public Count: 0
Party Counts
Republican Party 0
Democratic Party 0
Ballot Style Counts
REP - Ballot Style #1 0
DEM - Ballot Style #1 0

Time/Date: 07:05:20 03/01/2022

Signature: *[Handwritten Signature]*
Signature: *Betty Buehler*
Signature: *Rhonda A. Mundy*
Signature: *Margaret Montalvo*

Terminal S/N: V5147475->
PEB S/N PS177674- (FMW 1.07)
Software Version 9.1.6.2
Created 07/07/06 08:30
Copyright ES&S, Inc. 1993-2005
All Rights Reserved
Diagnostic check completed: OK
iVotronic I

2022 Leon County Primary Election
ED-Guy's Store
POLLING LOCATION RESULTS

Public Count Statistics

Total Ballots Cast: 88
Total Ballots Counted: 88

Number of Terminals Opened: 4

Individual Voter Terminal Data

S/N V5144604
Public Count: 18
Protective Count: 1135
OPENED 06:41:36 03/01/2022
CLOSED 19:14:11 03/01/2022
Terminal Ballots Counted: 18

S/N V5142509
Public Count: 23
Protective Count: 1503
OPENED 06:45:04 03/01/2022
CLOSED 19:46:42 03/01/2022
Terminal Ballots Counted: 23

S/N V5144892
Public Count: 22
Protective Count: 1574
OPENED 06:48:41 03/01/2022
CLOSED 19:50:43 03/01/2022
Terminal Ballots Counted: 22

S/N V5147475
Public Count: 25
Protective Count: 1401
OPENED 06:38:00 03/01/2022
CLOSED 19:10:41 03/01/2022
Terminal Ballots Counted: 25

PRECINCT: Precinct 2
Public Count: 88
Party Counts
Republican Party 85
Democratic Party 3
Ballot Style Counts
REP - Ballot Style #2 85
DEM - Ballot Style #2 3

Time/Date: 20:27:19 03/01/2022

Signature: Chris Bain

Signature: Kam Moore

Signature: _____

Signature: _____

Terminal S/N: V5144892->
PEB S/N PS219399- (FMW 1.07)
Software Version 9.1.6.2
Created 07/07/06 08:30
Copyright ES&S, Inc. 1993-2005
All Rights Reserved
Diagnostic check completed: OK
iVotronic I

2022 Leon County Primary Election
ED-Guy's Store
POLLING LOCATION ZERO TAPE

Public Count Statistics

Total Ballots Cast: 0
Total Ballots Counted: 0

Number of Terminals Opened: 4

Individual Voter Terminal Data

S/N V5147475
Public Count: 0
Protective Count: 1376
OPENED 06:38:00 03/01/2022
NOT CLOSED

S/N V5144604
Public Count: 0
Protective Count: 1117
OPENED 06:41:36 03/01/2022
NOT CLOSED

S/N V5142509
Public Count: 0
Protective Count: 1480
OPENED 06:45:04 03/01/2022
NOT CLOSED

S/N V5144892
Public Count: 0
Protective Count: 1552
OPENED 06:48:41 03/01/2022
NOT CLOSED

PRECINCT: Precinct 2
Public Count: 0
Party Counts
Republican Party 0
Democratic Party 0
Ballot Style Counts
REP - Ballot Style #2 0
DEM - Ballot Style #2 0

Time/Date: 06:53:57 03/01/2022

Signature: Christa Bai Bow

Signature: Cherokee Runge

Signature: Kam Moser

Signature: _____

Terminal S/N: V5147425->
PEB S/N PS160495- (FMW 1.07)
Software Version 9.1.6.2
Created 07/07/06 08:30
Copyright ES&S, Inc. 1993-2005
All Rights Reserved
Diagnostic check completed: OK
iVotronic I

2022 Leon County Primary Election
ED-Leona
POLLING LOCATION RESULTS

Public Count Statistics
Total Ballots Cast: 63
Total Ballots Counted: 63

Number of Terminals Opened: 2

Individual Voter Terminal Data
S/N V5145941

Public Count: 38
Protective Count: 2603
OPENED 06:27:32 03/01/2022
CLOSED 20:54:51 03/01/2022
Terminal Ballots Counted: 38

S/N V5144438

Public Count: 25
Protective Count: 2265
OPENED 06:32:11 03/01/2022
CLOSED 21:00:12 03/01/2022
Terminal Ballots Counted: 25

PRECINCT: Precinct 3

Public Count: 63

Party Counts

Republican Party 62
Democratic Party 1

Ballot Style Counts

REP - Ballot Style #3 62
DEM - Ballot Style #3 1

Time/Date: 21:08:46 03/01/2022

Signature: *Donna Golden*

Signature: *Suzanne Leathers*

Signature: -----

Signature: -----

Terminal S/N: V5147425->
PEB S/N PS160495- (FMW 1.07)
Software Version 9.1.6.2
Created 07/07/06 08:30
Copyright ES&S, Inc. 1993-2005
All Rights Reserved
Diagnostic check completed: OK
iVotronic I

2022 Leon County Primary Election
ED-Leona
TERMINAL RESULTS

Public Count Statistics
Total Ballots Cast: 52
Total Ballots Counted: 52

Individual Voter Terminal Data
S/N V5147425
Public Count: 52
Protective Count: 1786
OPENED 06:20:13 03/01/2022
CLOSED 19:03:47 03/01/2022
Terminal Ballots Counted: 52

PRECINCT: Precinct 3
Public Count: 52
Party Counts
Republican Party 48
Democratic Party 4
Ballot Style Counts
REP - Ballot Style #3 48
DEM - Ballot Style #3 4

Time/Date: 20:53:40 03/01/2022

Signature: 

Signature: 

Signature: _____

Signature: _____

Terminal S/N: V5143889->
PEB S/N PS160905- (FMW 1.07)
Software Version 9.1.6.2
Created 07/07/06 08:30
Copyright ES&S, Inc. 1993-2005
All Rights Reserved
Diagnostic check completed: OK
iVotronic I

2022 Leon County Primary Election
ED-Leona
POLLING LOCATION RESULTS

Public Count Statistics
Total Ballots Cast: 1
Total Ballots Counted: 1

Number of Terminals Opened: 1
Individual Voter Terminal Data
S/N V5143889
Public Count: 1
Protective Count: 743
OPENED 05:24:42 03/01/2022
CLOSED 09:49:56 03/03/2022
Terminal Ballots Counted: 1

PRECINCT: Precinct 3
Public Count: 1
Party Counts
Republican Party 1
Democratic Party 0
Ballot Style Counts
REP - Ballot Style #3 1
DEM - Ballot Style #3 0

Time/Date: 09:55:04 03/03/2022
Signature: *Donna Jolder*
Signature: *Suzanne Leathers*
Signature: _____
Signature: _____

Faint, illegible text at the bottom of the page, possibly bleed-through from the reverse side.

Terminal S/N: V5144438->
PEB S/N PS235076- (FMW 1.07)
Software Version 9.1.6.2
Created 07/07/06 08:30
Copyright ES&S, Inc. 1993-2005
All Rights Reserved
Diagnostic check completed: OK
iVotronic I

2022 Leon County Primary Election
ED-Leona
POLLING LOCATION ZERO TAPE

Public Count Statistics
Total Ballots Cast: 0
Total Ballots Counted: 0

Number of Terminals Opened: 4
Individual Voter Terminal Data

S/N V5147425
Public Count: 0
Protective Count: 1734
OPENED 06:20:13 03/01/2022
NOT CLOSED

S/N V5143889
Public Count: 0
Protective Count: 742
OPENED 05:24:42 03/01/2022
NOT CLOSED

S/N V5145941
Public Count: 0
Protective Count: 2565
OPENED 06:27:32 03/01/2022
NOT CLOSED

S/N V5144438
Public Count: 0
Protective Count: 2240
OPENED 06:32:11 03/01/2022
NOT CLOSED

PRECINCT: Precinct 3
Public Count: 0
Party Counts
Republican Party 0
Democratic Party 0
Ballot Style Counts
REP - Ballot Style #3 0
DEM - Ballot Style #3 0

Time/Date: 06:36:40 03/01/2022

Signature: *James M. Scott*

Signature: *John P. Pritchard*

Signature: *Clinton D. Daley*

Signature: *Jay Scater*

Terminal S/N: V5145147->
PEB S/N PS201553- (FMW 1.07)
Software Version 9.1.6.2
Created 07/07/06 08:30
Copyright ES&S, Inc. 1993-2005
All Rights Reserved
Diagnostic check completed: OK
IVotronic I

2022 Leon County Primary Election
ED-Normangee
POLLING LOCATION RESULTS

Public Count Statistics
Total Ballots Cast: 206
Total Ballots Counted: 206

Number of Terminals Opened: 6
Individual Voter Terminal Data

S/N V5143403
Public Count: 28
Protective Count: 1032
OPENED 07:12:10 03/01/2022
CLOSED 20:02:12 03/01/2022
Terminal Ballots Counted: 28

S/N V5144935
Public Count: 21
Protective Count: 995
OPENED 06:16:02 03/01/2022
CLOSED 19:06:04 03/01/2022
Terminal Ballots Counted: 21

S/N V5142932
Public Count: 8
Protective Count: 1629
OPENED 06:20:06 03/01/2022
CLOSED 19:09:39 03/01/2022
Terminal Ballots Counted: 8

S/N V5144861
Public Count: 50
Protective Count: 2244
OPENED 07:22:15 03/01/2022
CLOSED 20:12:11 03/01/2022
Terminal Ballots Counted: 50

S/N V5162113
Public Count: 50
Protective Count: 2266
OPENED 06:25:29 03/01/2022
CLOSED 19:15:17 03/01/2022
Terminal Ballots Counted: 50

S/N V5145147
Public Count: 49
Protective Count: 2107
OPENED 07:28:50 03/01/2022
CLOSED 20:19:23 03/01/2022
Terminal Ballots Counted: 49

PRECINCT: Precinct 4
Public Count: 206
Party Counts
Republican Party 197
Democratic Party 9
Ballot Style Counts
REP - Ballot Style #4 197
DEM - Ballot Style #4 9

Time/Date: 20:24:45 03/01/2022
Signature: Jo Mustard
Signature: Lana Marcus
Signature: Ben Stout
Signature: Rtthor Pyle

Terminal S/N: V5145147->
PEB S/N PS201553- (FMW 1.07)
Software Version 9.1.6.2
Created 07/07/06 08:30
Copyright ES&S, Inc. 1993-2005
All Rights Reserved
Diagnostic check completed: OK
iVotronic I

2022 Leon County Primary Election
ED-Normangee
POLLING LOCATION ZERO TAPE

Public Count Statistics

Total Ballots Cast: 0
Total Ballots Counted: 0

Number of Terminals Opened: 6

Individual Voter Terminal Data

S/N V5143403
Public Count: 0
Protective Count: 1004
OPENED 07:12:10 03/01/2022
NOT CLOSED

S/N V5144935
Public Count: 0
Protective Count: 974
OPENED 06:16:02 03/01/2022
NOT CLOSED

S/N V5142932
Public Count: 0
Protective Count: 1621
OPENED 06:20:06 03/01/2022
NOT CLOSED

S/N V5144861
Public Count: 0
Protective Count: 2194
OPENED 07:22:15 03/01/2022
NOT CLOSED

S/N V5162113
Public Count: 0
Protective Count: 2216
OPENED 06:25:29 03/01/2022
NOT CLOSED

S/N V5145147
Public Count: 0
Protective Count: 2058
OPENED 07:28:50 03/01/2022
NOT CLOSED

PRECINCT: Precinct 4

Public Count: 0

Party Counts

Republican Party 0
Democratic Party 0

Ballot Style Counts

REP - Ballot Style #4 0
DEM - Ballot Style #4 0

Time/Date: 07:37:59 03/01/2022

Signature: *Les Mistead*

Signature: *Lana Marcus*

Signature: *Ben Stout*

Signature: *Retha Pyle*

1

Terminal S/N: V5144984->
PEB S/N PS245668- (FMW 1.07)
Software Version 9.1.6.2
Created 07/07/06 08:30
Copyright ES&S, Inc. 1993-2005
All Rights Reserved
Diagnostic check completed: OK
iVotronic I

2022 Leon County Primary Election
ED-Flynn
POLLING LOCATION RESULTS

Public Count Statistics
Total Ballots Cast: 126
Total Ballots Counted: 126

Number of Terminals Opened: 4

Individual Voter Terminal Data
S/N V5144446

Public Count: 31
Protective Count: 2698
OPENED 07:24:49 03/01/2022
CLOSED 20:01:40 03/01/2022
Terminal Ballots Counted: 31

S/N V5185012

Public Count: 20
Protective Count: 880
OPENED 06:27:19 03/01/2022
CLOSED 19:05:35 03/01/2022
Terminal Ballots Counted: 20

S/N V5142505

Public Count: 25
Protective Count: 1557
OPENED 06:30:18 03/01/2022
CLOSED 19:09:47 03/01/2022
Terminal Ballots Counted: 25

S/N V5144984

Public Count: 50
Protective Count: 1464
OPENED 06:33:47 03/01/2022
CLOSED 19:13:51 03/01/2022
Terminal Ballots Counted: 50

PRECINCT: Precinct 5

Public Count: 126

Party Counts

Republican Party 116
Democratic Party 10

Ballot Style Counts

REP - Ballot Style #5 116
DEM - Ballot Style #5 10

Time/Date: 19:20:14 03/01/2022

Signature: 

Signature: 

Signature: 

Signature: 

Terminal S/N: V5144984->
PEB S/N PS245668- (FMW 1.07)
Software Version 9.1.6.2
Created 07/07/06 08:30
Copyright ES&S, Inc. 1993-2005
All Rights Reserved
Diagnostic check completed: OK
iVotronic I

2022 Leon County Primary Election
ED-Flynn
POLLING LOCATION ZERO TAPE

Public Count Statistics

Total Ballots Cast: 0
Total Ballots Counted: 0

Number of Terminals Opened: 4

Individual Voter Terminal Data

S/N V5144446
Public Count: 0
Protective Count: 2667
OPENED 07:24:49 03/01/2022
NOT CLOSED

S/N V5185012
Public Count: 0
Protective Count: 860
OPENED 06:27:19 03/01/2022
NOT CLOSED

S/N V5142505
Public Count: 0
Protective Count: 1532
OPENED 08:30:18 03/01/2022
NOT CLOSED

S/N V5144984
Public Count: 0
Protective Count: 1414
OPENED 06:33:47 03/01/2022
NOT CLOSED

PRECINCT: Precinct 5

Public Count: 0

Party Counts

Republican Party 0
Democratic Party 0

Ballot Style Counts

REP - Ballot Style #5 0
DEM - Ballot Style #5 0

Time/Date: 06:38:41 03/01/2022

Signature: 

Signature: 

Signature: 

Signature: 

Terminal S/N: V5164285->
PEB S/N PS239204- (FMW 1.07)
Software Version 9.1.6.2
Created 07/07/06 08:30
Copyright ES&S, Inc. 1993-2005
All Rights Reserved
Diagnostic check completed: OK
iVotronic I

2022 Leon County Primary Election
ED-Hilltop Lakes
POLLING LOCATION RESULTS

Public Count Statistics
Total Ballots Cast: 352
Total Ballots Counted: 352

Number of Terminals Opened: 6

Individual Voter Terminal Data
S/N V5164033
Public Count: 74
Protective Count: 1228
OPENED 06:49:22 03/01/2022
CLOSED 19:05:12 03/01/2022
Terminal Ballots Counted: 74

S/N V5144331
Public Count: 55
Protective Count: 1406
OPENED 06:53:41 03/01/2022
CLOSED 19:11:49 03/01/2022
Terminal Ballots Counted: 55

S/N V5144716
Public Count: 43
Protective Count: 1361
OPENED 07:54:37 03/01/2022
CLOSED 20:14:32 03/01/2022
Terminal Ballots Counted: 43

S/N V5145138
Public Count: 43
Protective Count: 1230
OPENED 07:57:27 03/01/2022
CLOSED 19:18:51 03/01/2022
Terminal Ballots Counted: 43

S/N V5143547
Public Count: 62
Protective Count: 1001
OPENED 07:00:14 03/01/2022
CLOSED 19:23:12 03/01/2022
Terminal Ballots Counted: 62

S/N V5164285
Public Count: 75
Protective Count: 1154
OPENED 07:02:14 03/01/2022
CLOSED 19:26:43 03/01/2022
Terminal Ballots Counted: 75

PRECINCT: Precinct 6
Public Count: 352
Party Counts
Republican Party 342
Democratic Party 10
Ballot Style Counts
REP - Ballot Style #6 342
DEM - Ballot Style #6 10

Time/Date: 19:32:08 03/01/2022
Signature: _____
Signature: _____
Signature: _____
Signature: _____

Terminal S/N: V5164285->
PEB S/N PS239204- (FMW 1.07)
Software Version 9.1.6.2
Created 07/07/06 08:30
Copyright ES&S, Inc. 1993-2005
All Rights Reserved
Diagnostic check completed: OK
iVotronic I

2022 Leon County Primary Election
ED-Hilltop Lakes
POLLING LOCATION ZERO TAPE

Public Count Statistics	
Total Ballots Cast:	0
Total Ballots Counted:	0
Number of Terminals Opened:	6
Individual Voter Terminal Data	
S/N V5164033	
Public Count:	0
Protective Count:	1154
OPENED 06:49:22 03/01/2022	
NOT CLOSED	
S/N V5144331	
Public Count:	0
Protective Count:	1351
OPENED 06:53:41 03/01/2022	
NOT CLOSED	
S/N V5144716	
Public Count:	0
Protective Count:	1318
OPENED 07:54:37 03/01/2022	
NOT CLOSED	
S/N V5145138	
Public Count:	0
Protective Count:	1187
OPENED 07:57:27 03/01/2022	
NOT CLOSED	
S/N V5143547	
Public Count:	0
Protective Count:	939
OPENED 07:00:14 03/01/2022	
NOT CLOSED	
S/N V5164285	
Public Count:	0
Protective Count:	1079
OPENED 07:02:14 03/01/2022	
NOT CLOSED	

PRECINCT: Precinct 6
Public Count: 0
Party Counts
Republican Party 0
Democratic Party 0
Ballot Style Counts
REP - Ballot Style #6 0
DEM - Ballot Style #6 0

Time/Date: 07:09:53 03/01/2022

Signature: *Beverly Lively*

Signature: _____

Signature: *[Signature]*

Signature: *Berni King*

Terminal S/N: V5184532->
PEB S/N PS234323- (FMW 1.07)
Software Version 9.1.6.2
Created 07/07/06 08:30
Copyright ES&S, Inc. 1993-2005
All Rights Reserved
Diagnostic check completed: OK
iVotronic I

2022 Leon County Primary Election
ED-Marquez
POLLING LOCATION RESULTS

Public Count Statistics

Total Ballots Cast: 178
Total Ballots Counted: 178

Number of Terminals Opened: 4

Individual Voter Terminal Data

S/N V5163529
Public Count: 57
Protective Count: 431
OPENED 06:52:12 03/01/2022
CLOSED 19:04:21 03/01/2022
Terminal Ballots Counted: 57

S/N V5142912
Public Count: 46
Protective Count: 647
OPENED 07:12:04 03/01/2022
CLOSED 19:08:56 03/01/2022
Terminal Ballots Counted: 46

S/N V5144207
Public Count: 36
Protective Count: 944
OPENED 07:24:58 03/01/2022
CLOSED 19:12:24 03/01/2022
Terminal Ballots Counted: 36

S/N V5184532
Public Count: 39
Protective Count: 800
OPENED 07:33:09 03/01/2022
CLOSED 19:14:50 03/01/2022
Terminal Ballots Counted: 39

PRECINCT: Precinct 7

Public Count: 178

Party Counts

Republican Party 176
Democratic Party 2

Ballot Style Counts

REP - Ballot Style #7 176
DEM - Ballot Style #7 2

Time/Date: 19:20:00 03/01/2022

Signature: *H Woodall*

Signature: *Betty Bayless*

Signature: *Stignette Wood*

Signature: *Jane Cox*

Terminal S/N: V5142912->
PEB S/N PS234323- (FMW 1.07)
Software Version 9.1.6.2
Created 07/07/06 08:30
Copyright ES&S, Inc. 1993-2005
All Rights Reserved
Diagnostic check completed: OK
iVotronic I

2022 Leon County Primary Election
ED-Marquez
POLLING LOCATION ZERO TAPE

Public Count Statistics
Total Ballots Cast: 0
Total Ballots Counted: 0

Number of Terminals Opened: 2
Individual Voter Terminal Data
S/N V5163529
Public Count: 0
Protective Count: 374
OPENED 06:52:12 03/01/2022
NOT CLOSED
S/N V5142912
Public Count: 0
Protective Count: 601
OPENED 07:12:04 03/01/2022
NOT CLOSED

PRECINCT: Precinct 7
Public Count: 0
Party Counts
Republican Party 0
Democratic Party 0
Ballot Style Counts
REP - Ballot Style #7 0
DEM - Ballot Style #7 0

Time/Date: 07:21:53 03/01/2022

Signature: Janet Boyd
Signature: Beck Simpson
Signature: Stephanie Casey
Signature: W. Roddell


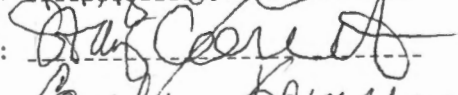



Terminal S/N: V5156334->
PEB S/N PS140872- (FMW 1.07) .
Software Version 9.1.6.2
Created 07/07/06 08:30
Copyright ES&S, Inc. 1993-2005
All Rights Reserved
Diagnostic check completed: OK
iVotronic I

2022 Leon County Primary Election
ED-Jewett
POLLING LOCATION RESULTS

Public Count Statistics	
Total Ballots Cast:	235
Total Ballots Counted:	235
Number of Terminals Opened:	6
Individual Voter Terminal Data	
S/N V5185293	
Public Count:	29
Protective Count:	532
OPENED 05:54:03 03/01/2022	
CLOSED 19:04:45 03/01/2022	
Terminal Ballots Counted:	29
S/N V5143211	
Public Count:	54
Protective Count:	1906
OPENED 05:56:47 03/01/2022	
CLOSED 19:08:33 03/01/2022	
Terminal Ballots Counted:	54
S/N V5163711	
Public Count:	52
Protective Count:	2056
OPENED 05:58:12 03/01/2022	
CLOSED 19:11:13 03/01/2022	
Terminal Ballots Counted:	52
S/N V5142351	
Public Count:	23
Protective Count:	691
OPENED 06:01:01 03/01/2022	
CLOSED 19:15:15 03/01/2022	
Terminal Ballots Counted:	23
S/N V5161299	
Public Count:	29
Protective Count:	1455
OPENED 06:03:50 03/01/2022	
CLOSED 19:19:01 03/01/2022	
Terminal Ballots Counted:	29
S/N V5156334	
Public Count:	48
Protective Count:	2484
OPENED 06:06:38 03/01/2022	
CLOSED 19:22:47 03/01/2022	
Terminal Ballots Counted:	48

PRECINCT: Precinct 8
Public Count: 235
Party Counts
 Republican Party 228
 Democratic Party 7
Ballot Style Counts
 REP - Ballot Style #8 228
 DEM - Ballot Style #8 7

Time/Date: 19:30:05 03/01/2022

Signature: 
Signature: 
Signature: 
Signature: 


Terminal S/N: V5156334->
PEB S/N PS140872- (FMW 1.07)
Software Version 9.1.6.2
Created 07/07/06 08:30
Copyright ES&S, Inc. 1993-2005
All Rights Reserved
Diagnostic check completed: OK
iVotronic I

2022 Leon County Primary Election
ED-Jewett
POLLING LOCATION ZERO TAPE

Public Count Statistics

Total Ballots Cast: 0
Total Ballots Counted: 0

Number of Terminals Opened: 6

Individual Voter Terminal Data

S/N V5185293

Public Count: 0
Protective Count: 503
OPENED 05:54:03 03/01/2022
NOT CLOSED

S/N V5143211

Public Count: 0
Protective Count: 1852
OPENED 05:56:47 03/01/2022
NOT CLOSED

S/N V5163711

Public Count: 0
Protective Count: 2004
OPENED 05:58:12 03/01/2022
NOT CLOSED

S/N V5142351

Public Count: 0
Protective Count: 668
OPENED 06:01:01 03/01/2022
NOT CLOSED

S/N V5161299

Public Count: 0
Protective Count: 1426
OPENED 06:03:50 03/01/2022
NOT CLOSED

S/N V5156334

Public Count: 0
Protective Count: 2436
OPENED 06:06:38 03/01/2022
NOT CLOSED

PRECINCT: Precinct 8

Public Count: 0

Party Counts

Republican Party 0
Democratic Party 0

Ballot Style Counts

REP - Ballot Style #8 0
DEM - Ballot Style #8 0

Time/Date: 06:10:38 03/01/2022

Signature: *Kathy Vandenberg*

Signature: *Andy Sittler*

Signature: *Cecelia Komesoff*

Signature: *Dale Cornett*

Dale Cornett

Terminal S/N: V5186090->
PEB S/N PS118216- (FMW 1.07)
Software Version 9.1.6.2
Created 07/07/06 08:30
Copyright ES&S, Inc. 1993-2005
All Rights Reserved
Diagnostic check completed: OK
iVotronic I

2022 Leon County Primary Election
ED-Concord
POLLING LOCATION RESULTS

Public Count Statistics

Total Ballots Cast: 73
Total Ballots Counted: 73

Number of Terminals Opened: 4

Individual Voter Terminal Data

S/N V5145040

Public Count: 5
Protective Count: 1158
OPENED 06:40:01 03/01/2022
CLOSED 19:02:41 03/01/2022
Terminal Ballots Counted: 5

S/N V5143480

Public Count: 18
Protective Count: 1301
OPENED 06:43:30 03/01/2022
CLOSED 19:06:38 03/01/2022
Terminal Ballots Counted: 18

S/N V5145323

Public Count: 31
Protective Count: 950
OPENED 06:45:34 03/01/2022
CLOSED 19:08:56 03/01/2022
Terminal Ballots Counted: 31

S/N V5186090

Public Count: 19
Protective Count: 893
OPENED 06:48:10 03/01/2022
CLOSED 19:12:25 03/01/2022
Terminal Ballots Counted: 19

PRECINCT: Precinct 9

Public Count: 73

Party Counts

Republican Party 72
Democratic Party 1

Ballot Style Counts

REP - Ballot Style #9 72
DEM - Ballot Style #9 1

Time/Date: 19:18:10 03/01/2022

Signature: Brenda Green

Signature: Mamie Bell

Signature: Martha Moses

Signature: Ay Ashley

Terminal S/N: V5186090->
PEB S/N PS118216- (FMW 1.07)
Software Version 9.1.6.2
Created 07/07/06 08:30
Copyright ES&S, Inc. 1993-2005
All Rights Reserved
Diagnostic check completed: OK
iVotronic I

2022 Leon County Primary Election
ED-Concord
POLLING LOCATION ZERO TAPE

Public Count Statistics	
Total Ballots Cast:	0
Total Ballots Counted:	0
Number of Terminals Opened:	4
Individual Voter Terminal Data	
S/N V5145040	
Public Count:	0
Protective Count:	1153
OPENED 06:40:01 03/01/2022	
NOT CLOSED	
S/N V5143480	
Public Count:	0
Protective Count:	1283
OPENED 06:43:30 03/01/2022	
NOT CLOSED	
S/N V5145323	
Public Count:	0
Protective Count:	919
OPENED 06:45:34 03/01/2022	
NOT CLOSED	
S/N V5186090	
Public Count:	0
Protective Count:	874
OPENED 06:48:10 03/01/2022	
NOT CLOSED	

PRECINCT: Precinct 9
Public Count: 0
Party Counts
 Republican Party 0
 Democratic Party 0
Ballot Style Counts
 REP - Ballot Style #9 0
 DEM - Ballot Style #9 0

Time/Date: 06:55:25 03/01/2022
Signature: Brenda Green
Signature: Marnie Bell
Signature: Martha Moses
Signature: Ang Ashley

Terminal S/N: V5164963->
PEB S/N PS251348- (FMW 1.07)
Software Version 9.1.6.2
Created 07/07/06 08:30
Copyright ES&S, Inc. 1993-2005
All Rights Reserved
Diagnostic check completed: OK
iVotronic I

2022 Leon County Primary Election
ED-W. Buffalo
POLLING LOCATION RESULTS

Public Count Statistics
Total Ballots Cast: 200
Total Ballots Counted: 200

Number of Terminals Opened: 6
Individual Voter Terminal Data

S/N V5163914
Public Count: 18
Protective Count: 2608
OPENED 06:19:10 03/01/2022
CLOSED 19:09:41 03/01/2022
Terminal Ballots Counted: 18

S/N V5144614
Public Count: 25
Protective Count: 1279
OPENED 06:20:38 03/01/2022
CLOSED 19:10:33 03/01/2022
Terminal Ballots Counted: 25

S/N V5142356
Public Count: 43
Protective Count: 2261
OPENED 06:22:39 03/01/2022
CLOSED 19:12:36 03/01/2022
Terminal Ballots Counted: 43

S/N V5163490
Public Count: 46
Protective Count: 1746
OPENED 06:25:42 03/01/2022
CLOSED 19:15:34 03/01/2022
Terminal Ballots Counted: 46

S/N V5163967
Public Count: 39
Protective Count: 1314
OPENED 06:28:49 03/01/2022
CLOSED 19:18:28 03/01/2022
Terminal Ballots Counted: 39


S/N V5164963
Public Count: 29
Protective Count: 1457
OPENED 06:31:04 03/01/2022
CLOSED 19:20:02 03/01/2022
Terminal Ballots Counted: 29

PRECINCT: Precinct 10
Public Count: 200
Party Counts
Republican Party 192
Democratic Party 8
Ballot Style Counts
REP - Ballot Style #10 192
DEM - Ballot Style #10 8

Time/Date: 19:25:03 03/01/2022

Signature: 

Signature: 

Signature: 

Signature: 

Terminal S/N: V5164963->
PEB S/N PS251348- (FMW 1.07)
Software Version 9.1.6.2
Created 07/07/06 08:30
Copyright ES&S, Inc. 1993-2005
All Rights Reserved
Diagnostic check completed: OK
iVotronic I

2022 Leon County Primary Election
ED-W. Buffalo
POLLING LOCATION ZERO TAPE

Public Count Statistics

Total Ballots Cast: 0
Total Ballots Counted: 0

Number of Terminals Opened: 6

Individual Voter Terminal Data

S/N V5163914
Public Count: 0
Protective Count: 2590
OPENED 06:19:10 03/01/2022
NOT CLOSED

S/N V5144614
Public Count: 0
Protective Count: 1254
OPENED 06:20:38 03/01/2022
NOT CLOSED

S/N V5142356
Public Count: 0
Protective Count: 2218
OPENED 06:22:39 03/01/2022
NOT CLOSED





S/N V5163490
Public Count: 0
Protective Count: 1700
OPENED 06:25:42 03/01/2022
NOT CLOSED

S/N V5163967
Public Count: 0
Protective Count: 1275
OPENED 06:28:49 03/01/2022
NOT CLOSED

S/N V5164963
Public Count: 0
Protective Count: 1428
OPENED 06:31:04 03/01/2022
NOT CLOSED

PRECINCT: Precinct 10
Public Count: 0
Party Counts
Republican Party 0
Democratic Party 0
Ballot Style Counts
REP - Ballot Style #10 0
DEM - Ballot Style #10 0

Time/Date: 06:36:52 03/01/2022

Signature: 
Signature: 
Signature: 
Signature: 

Terminal S/N: V5145732->
PEB S/N PS251365- (FMW 1.07)
Software Version 9.1.6.2
Created 07/07/06 08:30
Copyright ES&S, Inc. 1993-2005
All Rights Reserved
Diagnostic check completed: OK
iVotronic I

2022 Leon County Primary Election
ED-E. Buffalo
POLLING LOCATION RESULTS

Public Count Statistics
Total Ballots Cast: 229
Total Ballots Counted: 229

Number of Terminals Opened: 6

Individual Voter Terminal Data
S/N V5163631
Public Count: 14
Protective Count: 1943
OPENED 06:09:01 03/01/2022
CLOSED 19:08:33 03/01/2022
Terminal Ballots Counted: 14

S/N V5149358
Public Count: 15
Protective Count: 1120
OPENED 06:10:42 03/01/2022
CLOSED 19:10:54 03/01/2022
Terminal Ballots Counted: 15

S/N V5144782
Public Count: 33
Protective Count: 1943
OPENED 06:13:50 03/01/2022
CLOSED 19:13:44 03/01/2022
Terminal Ballots Counted: 33

S/N V5163987
Public Count: 58
Protective Count: 1261
OPENED 06:16:25 03/01/2022
CLOSED 19:15:51 03/01/2022
Terminal Ballots Counted: 58

S/N V5164026
Public Count: 55
Protective Count: 1358
OPENED 06:19:09 03/01/2022
CLOSED 19:18:56 03/01/2022
Terminal Ballots Counted: 55

S/N V5145732
Public Count: 54
Protective Count: 2033
OPENED 06:21:26 03/01/2022
CLOSED 19:20:16 03/01/2022
Terminal Ballots Counted: 54

PRECINCT: Precinct 11
Public Count: 229
Party Counts
Republican Party 206
Democratic Party 23
Ballot Style Counts
REP - Ballot Style #11 206
DEM - Ballot Style #11 23

Time/Date: 19:26:23 03/01/2022

Signature: *Karen Jackson*

Signature: *Courtney Woods*

Signature: *Logan Johnson*

Signature: *Martha Jones*

Terminal S/N: V5145732->
PEB S/N PS251365- (FMW 1.07)
Software Version 9.1.6.2
Created 07/07/06 08:30
Copyright ES&S, Inc. 1993-2005
All Rights Reserved
Diagnostic check completed: OK
iVotronic I

2022 Leon County Primary Election
EO-E. Buffalo
POLLING LOCATION ZERO TAPE

Public Count Statistics	
Total Ballots Cast:	0
Total Ballots Counted:	0
Number of Terminals Opened:	6
Individual Voter Terminal Data	
S/N V5163631	
Public Count:	0
Protective Count:	1929
OPENED 06:09:01 03/01/2022	
NOT CLOSED	
S/N V5149358	
Public Count:	0
Protective Count:	1105
OPENED 06:10:42 03/01/2022	
NOT CLOSED	
S/N V5144782	
Public Count:	0
Protective Count:	1910
OPENED 06:13:50 03/01/2022	
NOT CLOSED	
S/N V5163987	
Public Count:	0
Protective Count:	1203
OPENED 06:16:25 03/01/2022	
NOT CLOSED	
S/N V5164026	
Public Count:	0
Protective Count:	1303
OPENED 06:19:09 03/01/2022	
NOT CLOSED	
S/N V5145732	
Public Count:	0
Protective Count:	1979
OPENED 06:21:26 03/01/2022	
NOT CLOSED	

PRECINCT: Precinct 11
Public Count: 0
Party Counts
Republican Party 0
Democratic Party 0
Ballot Style Counts
REP - Ballot Style #11 0
DEM - Ballot Style #11 0

Time/Date: 06:25:04 03/01/2022

Signature: *Loren Jackson*
Signature: *Jim Cobb*
Signature: *W. Lee*
Signature: *Courtney Woods*
Loyce Johnson
Martha Jones

Terminal S/N: V5146459->
PEB S/N PS158213- (FMW 1.07)
Software Version 9.1.6.2
Created 07/07/06 08:30
Copyright ES&S, Inc. 1993-2005
All Rights Reserved
Diagnostic check completed: OK
iVotronic I

2022 Leon County Primary Election
ED-Oakwood
POLLING LOCATION RESULTS

Public Count Statistics

Total Ballots Cast: 224
Total Ballots Counted: 224

Number of Terminals Opened: 4

Individual Voter Terminal Data

S/N V5145385

Public Count: 53

Protective Count: 2173

OPENED 06:30:25 03/01/2022

CLOSED 19:06:37 03/01/2022

Terminal Ballots Counted: 53

S/N V5144517

Public Count: 51

Protective Count: 987

OPENED 06:33:52 03/01/2022

CLOSED 19:11:55 03/01/2022

Terminal Ballots Counted: 51

S/N V5163883

Public Count: 49

Protective Count: 1512

OPENED 06:36:12 03/01/2022

CLOSED 19:15:47 03/01/2022

Terminal Ballots Counted: 49

S/N V5146459

Public Count: 71

Protective Count: 2047

OPENED 06:41:50 03/01/2022

CLOSED 19:21:57 03/01/2022

Terminal Ballots Counted: 71

PRECINCT: Precinct 12

Public Count: 224

Party Counts

Republican Party 186

Democratic Party 38

Ballot Style Counts

REP - Ballot Style #12 186

DEM - Ballot Style #12 38

Time/Date: 19:27:21 03/01/2022

Signature: *Carly L. Kelso*

Signature: *Sherry Boyd*

Signature: *Myra J. Price*

Signature: *Mary Ann*

Terminal S/N: V5146459->
PEB S/N PS158213-_ (FMW 1.07)
Software Version 9.1.6.2
Created 07/07/06 08:30
Copyright ES&S, Inc. 1993-2005
All Rights Reserved
Diagnostic check completed: OK
iVotronic I

2022 Leon County Primary Election
ED-Oakwood
POLLING LOCATION ZERO TAPE

Public Count Statistics

Total Ballots Cast: 0
Total Ballots Counted: 0

Number of Terminals Opened: 4

Individual Voter Terminal Data

S/N V5145385
Public Count: 0
Protective Count: 2120

OPENED 06:30:25 03/01/2022
NOT CLOSED

S/N V5144517
Public Count: 0
Protective Count: 936

OPENED 06:33:52 03/01/2022
NOT CLOSED

S/N V5163883
Public Count: 0
Protective Count: 1463

OPENED 06:36:12 03/01/2022
NOT CLOSED

S/N V5146459
Public Count: 0
Protective Count: 1976

OPENED 06:41:50 03/01/2022
NOT CLOSED

PRECINCT: Precinct 12

Public Count: 0

Party Counts

Republican Party 0
Democratic Party 0

Ballot Style Counts

REP - Ballot Style #12 0
DEM - Ballot Style #12 0

Time/Date: 06:47:25 03/01/2022

Signature: *Cora L. Kelafnd*

Signature: *Sherry Boyd*

Signature: *Mydanya*

Signature: *Molly Mett*

Terminal S/N: V5149379->
PEB S/N PS251329-_ (FMW 1.07)
Software Version 9.1.6.2
Created 07/07/06 08:30
Copyright ES&S, Inc. 1993-2005
All Rights Reserved
Diagnostic check completed: OK
iVotronic I

2022 Leon County Primary Election
EO-Flo
POLLING LOCATION RESULTS

Public Count Statistics
Total Ballots Cast: 181
Total Ballots Counted: 181

Number of Terminals Opened: 4
Individual Voter Terminal Data

S/N V5163441
Public Count: 46
Protective Count: 2018
OPENED 06:18:51 03/01/2022
CLOSED 19:04:04 03/01/2022
Terminal Ballots Counted: 46

S/N V5165064
Public Count: 35
Protective Count: 884
OPENED 06:21:49 03/01/2022
CLOSED 19:07:52 03/01/2022
Terminal Ballots Counted: 35

S/N V5145155
Public Count: 40
Protective Count: 2119
OPENED 06:26:27 03/01/2022
CLOSED 19:11:52 03/01/2022
Terminal Ballots Counted: 40

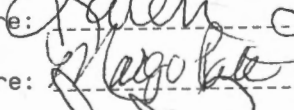
S/N V5149379
Public Count: 60
Protective Count: 1212
OPENED 06:29:18 03/01/2022
CLOSED 19:15:26 03/01/2022
Terminal Ballots Counted: 60

PRECINCT: Precinct 13
Public Count: 181
Party Counts
Republican Party 177
Democratic Party 4
Ballot Style Counts
REP - Ballot Style #13 177
DEM - Ballot Style #13 4

Time/Date: 19:20:50 03/01/2022

Signature: 

Signature: 

Signature: 

Signature: 

Terminal S/N: V5149379->
PEB S/N PS251329- (FMW 1.07)
Software Version 9.1.6.2
Created 07/07/06 08:30
Copyright ES&S, Inc. 1993-2005
All Rights Reserved
Diagnostic check completed: OK
iVotronic I

2022 Leon County Primary Election
ED-Flo
POLLING LOCATION ZERO TAPE

Public Count Statistics
Total Ballots Cast: 0
Total Ballots Counted: 0

Number of Terminals Opened: 4
Individual Voter Terminal Data

S/N V5163441
Public Count: 0
Protective Count: 1972
OPENED 06:18:51 03/01/2022
NOT CLOSED

S/N V5165064
Public Count: 0
Protective Count: 849
OPENED 06:21:49 03/01/2022
NOT CLOSED

S/N V5145155
Public Count: 0
Protective Count: 2079
OPENED 06:26:27 03/01/2022
NOT CLOSED

S/N V5149379
Public Count: 0
Protective Count: 1152
OPENED 06:29:18 03/01/2022
NOT CLOSED

PRECINCT: Precinct 13
Public Count: 0
Party Counts
Republican Party 0
Democratic Party 0
Ballot Style Counts
REP - Ballot Style #13 0
DEM - Ballot Style #13 0

Time/Date: 06:33:45 03/01/2022

Signature: *Karen Motrey*

Signature: *Karen Lee*

Signature: *Margo Lee*

Signature: *Wanda Zedler*

Terminal S/N: V5140051->
PEB S/N PS251344- (FMW 1.07)
Software Version 9.1.6.2
Created 07/07/06 08:30
Copyright ES&S, Inc. 1993-2005
All Rights Reserved
Diagnostic check completed: OK
iVotronic I

2022 Leon County Primary Election
ED-Malvern
POLLING LOCATION RESULTS

Public Count Statistics
Total Ballots Cast: 29
Total Ballots Counted: 29

Number of Terminals Opened: 4

Individual Voter Terminal Data
S/N V5163864
Public Count: 9
Protective Count: 1981
OPENED 06:33:26 03/01/2022
CLOSED 19:08:40 03/01/2022
Terminal Ballots Counted: 9

S/N V5143585
Public Count: 8
Protective Count: 2137
OPENED 06:36:34 03/01/2022
CLOSED 19:12:41 03/01/2022
Terminal Ballots Counted: 8

S/N V5143795
Public Count: 7
Protective Count: 1119
OPENED 06:39:03 03/01/2022
CLOSED 19:16:02 03/01/2022
Terminal Ballots Counted: 7

S/N V5140051
Public Count: 5
Protective Count: 1211
OPENED 06:41:06 03/01/2022
CLOSED 19:19:25 03/01/2022
Terminal Ballots Counted: 5

PRECINCT: Precinct 14
Public Count: 29
Party Counts
Republican Party 22
Democratic Party 7
Ballot Style Counts
REP - Ballot Style #14 22
DEM - Ballot Style #14 7

Time/Date: 19:27:11 03/01/2022
Signature: *Patencia Hopkins*
Signature: *Charla S. Gurnas*
Signature: *Victor J. Smith*
Signature: *S. [unclear]*

Terminal S/N: V5140051->
PEB S/N PS251344-_ (FMW 1.07)
Software Version 9.1.6.2
Created 07/07/06 08:30
Copyright ES&S, Inc. 1993-2005
All Rights Reserved
Diagnostic check completed: OK
iVotronic I

2022 Leon County Primary Election
ED-Malvern
POLLING LOCATION ZERO TAPE

Public Count Statistics
Total Ballots Cast: 0
Total Ballots Counted: 0

Number of Terminals Opened: 4
Individual Voter Terminal Data

S/N V5163864
Public Count: 0
Protective Count: 1972
OPENED 06:33:26 03/01/2022
NOT CLOSED

S/N V5143585
Public Count: 0
Protective Count: 2129
OPENED 06:36:34 03/01/2022
NOT CLOSED

S/N V5143795
Public Count: 0
Protective Count: 1112
OPENED 06:39:03 03/01/2022
NOT CLOSED

S/N V5140051
Public Count: 0
Protective Count: 1206
OPENED 06:41:06 03/01/2022
NOT CLOSED

PRECINCT: Precinct 14
Public Count: 0
Party Counts
Republican Party 0
Democratic Party 0
Ballot Style Counts
REP - Ballot Style #14 0
DEM - Ballot Style #14 0

Time/Date: 06:51:09 03/01/2022
Signature: *Patricia Popkin*
Signature: *Charles J. Gaines*
Signature: *S. Ann Boy*
Signature: *Victor S. Saly*